

New Zealand Kennel Club (Inc.)

(Affiliated with The Kennel Club, England)
(Associated with the Federation Cynologique Internationale)

DOG TRAINING



REGULATIONS

(Including Obedience, Working and Companion
Dog Trials and Rally-O)

(Reprinted with Additions & Amendments effective from 1 January 2025)



New Zealand Kennel Club
Private Bag 50903
Porirua 5240
(Copyright - New Zealand Kennel Club (Inc.))



| | | |
|------------|----------------------------------------------------------------|-----------|
| A. | STRUCTURE | 4 |
| 1. | DOG TRAINING SECTION OF THE NEW ZEALAND KENNEL CLUB | 4 |
| 2. | DOG TRAINING SOCIETIES | 4 |
| 3. | NEW ZEALAND KENNEL CLUB DOG TRAINING COMMITTEE | 7 |
| 4. | DOG TRAINING REGIONS | 12 |
| 5. | INDIVIDUAL VOTING | 16 |
| B. | GENERAL - FIXTURES | 18 |
| 6. | DOG TRAINING FIXTURES - GENERAL CONDITIONS | 18 |
| 7. | CONDUCT OF FIXTURES - GENERAL CONDITIONS | 21 |
| C. | JUDGES | 24 |
| 8. | JUDGES | 24 |
| D. | NEW ZEALAND KENNEL CLUB TITLES AND AWARDS | 34 |
| 9. | TITLES AND AWARDS | 34 |
| E. | NATIONAL DOG TRAINING ASSEMBLY | 38 |
| 10. | NATIONAL DOG TRAINING ASSEMBLY | 38 |
| F. | OBEDIENCE | 42 |
| 11. | OBEDIENCE SHOWS/SOCIETIES/GENERAL | 42 |
| 12. | APPROVED OBEDIENCE TESTS | 44 |
| 13. | JUDGING OBEDIENCE | 49 |
| 14. | General Provisions for the Conduct of Tests | 53 |
| 15. | INSTRUCTIONS TO CLUBS | 54 |
| 16. | THE ORDERS FOR EXERCISES BY STEWARDS IN OBEDIENCE TESTS | 55 |
| G. | COMPANION DOG TRIALS | 56 |
| 17. | GENERAL PROVISIONS | 56 |
| 18. | APPROVED COMPANION DOG TRIALS | 56 |
| 19. | STEWARDS' COMMANDS IN COMPANION DOG TRIALS | 61 |
| 20. | MANDATORY PENALTIES APPLICABLE FOR COMPANION DOG TRIALS | 62 |

| | | |
|------------|-------------------------------------------------------------|-----------|
| H. | WORKING TRIALS | 64 |
| 21. | GENERAL PROVISIONS | 64 |
| 22. | APPROVED WORKING TRIALS | 65 |
| 23. | STEWARDS' COMMANDS IN WORKING TRIALS | 73 |
| I. | RALLY-O | 74 |
| 24. | RALLY-O FIXTURES - GENERAL CONDITIONS | 74 |
| 25. | APPROVED RALLY-O CLASSES | 75 |
| 26. | RALLY-O EQUIPMENT AND SIGNS | 85 |
| 27. | JUDGING RALLY-O | 85 |
| 28. | GENERAL PROVISIONS FOR THE CONDUCT OF RALLY-O EVENTS | 87 |
| 29. | INSTRUCTIONS TO CLUBS | 90 |
| 30. | ORDERS FOR RALLY-O EVENTS | 90 |

NEW ZEALAND KENNEL CLUB (INC)

DOG TRAINING-REGULATIONS

A. STRUCTURE

1. DOG TRAINING SECTION OF THE NEW ZEALAND KENNEL CLUB

1.1 Dog Training Regulations

Dog Training Regulations cover the structures and procedures governing the conduct of the Obedience, Working Trials, Companion Dog Trials and Rally-O Events section of the New Zealand Kennel Club, and its activities.

1.2 Responsibilities of the Dog Training Section

The Dog Training Committee of the New Zealand Kennel Club is responsible to the Executive Council of the New Zealand Kennel Club for the following activities:

Obedience
Working Trials
Companion Dog Trials
Rally-O

2. DOG TRAINING SOCIETIES

2.1 Registered Dog Training Societies

Except for a Dog Training fixture conducted pursuant to Dog Training Regulation 2.2, to conduct any Dog Training fixture or regular Obedience class a society must be registered as a Dog Training society pursuant to these regulations

2.1.1 Associated All Breed Societies

All Breed Societies associated to the New Zealand Kennel Club pursuant to New Zealand Kennel Club Rule 8 can be registered pursuant to Dog Training Regulations as either:

- A registered Championship Dog Training Society or
- A registered Non-Championship Dog Training Society

All Societies registered under this clause must conduct regular dog training classes.

2.1.2 Recognised All Breeds Societies

All Breed Societies recognised by the New Zealand Kennel Club pursuant to New Zealand Kennel Club Rule 10 can be registered pursuant to Dog Training Regulations as:

- A registered Non-Championship Dog Training Society

All societies registered under this regulation must conduct regular dog training classes.

2.1.3 Associated Group and Multi-Breed Societies

Group and Multi-breed Societies associated to the New Zealand Kennel Club pursuant to New Zealand Kennel Club Rule 8 can be registered pursuant to Dog Training Regulations.

- A registered Non-Championship Dog Training Society.
- All societies registered under this clause must conduct regular dog training classes.

2.1.4 Associated Specialist Breed Societies

Specialist-Breed Societies associated to the New Zealand Kennel Club pursuant to New Zealand Kennel Club Rule 9 can be registered pursuant to Dog Training Regulations as:

- A registered Championship Dog Training Society or a registered Non-Championship Dog Training Society.
- All societies registered under this clause must conduct regular dog training classes.

2.1.5 Working Trials Clubs

Societies recognised by the New Zealand Kennel Club pursuant to New Zealand Kennel Club Rule 10 can be registered pursuant to Dog Training Regulations as Working Trials Clubs.

2.1.6 Dog Training Judges Associations

Societies recognised by the New Zealand Kennel Club pursuant to New Zealand Kennel Club Rule 10 can be registered pursuant to Dog Training Regulations as Obedience or Working Trials Judges Associations.

2.2 Tests and Trials Conducted by Affiliated and Associated Clubs that are not Registered Dog Training Societies

2.2.1 Championship Obedience Tests and Championship Rally-O Events

All Breed Societies Affiliated to or Associated with the New Zealand Kennel Club pursuant to New Zealand Kennel Club Rules 7 or 8 which are not registered Dog Training Societies may, with the approval of New Zealand Kennel Club, hold up to two Championship Obedience Tests and two Championship Rally-O Events per annum. Any such shows must also be approved by the relevant Region Representative on the Dog Training Committee for inclusion on the region calendar (as per regulation 7.2.1).

2.2.2 Open Obedience Trials, Obedience Ribbon Trials and Rally-O Ribbon Trials

All Breed Societies, Group or Multi-Breed Societies Affiliated to or Associated with the New Zealand Kennel Club pursuant to New Zealand Kennel Club Rules 7 or 8 which are not registered Dog Training Societies may, with the approval of New Zealand Kennel Club, hold Open Obedience Trials, Obedience Ribbon Trials and Rally-O Ribbon Trials, provided such trials are held in conjunction with Championship Shows, Open Shows, and Ribbon Parades.

2.3 Working Trials

Any registered Dog Training Society pursuant to these Regulations may conduct Working Trials on behalf of a Region.

2.4 Obligation to Conduct Dog Training Fixtures

2.4.1 Championship Dog Training Societies

2.4.1.1 All Breed Championship Societies

Societies registered as Championship Dog Training Societies pursuant to Dog Training Regulation 2.1.1 must conduct regular dog training classes and must conduct at least two Championship Obedience Tests per year, or one Championship Obedience Test and one Ribbon Trial per year. They may also conduct Open Obedience Trials, additional Obedience Ribbon Trials and Rally O championship and ribbon trial events.

2.4.1.2 Specialist Breed Championship Societies

Societies registered as Championship Dog Training Societies pursuant to Dog Training Regulation 2.1.4 must conduct regular dog training classes and may, with the approval of the New Zealand Kennel Club, hold up to two All Breeds Championship Obedience Tests per annum. Such Societies must conduct at least one Open Obedience Trial or Obedience Ribbon Trial per annum.

2.4.2 Non-Championship Dog Training Societies

2.4.2.1 Dual Discipline Societies

Societies registered as Non-Championship Dog Training Societies pursuant to Dog Training Regulation 2.1.1 must conduct regular dog training classes, may conduct Open Obedience Trials and Obedience Ribbon Trials and must hold at least one Open Obedience Trial or Obedience Ribbon Trial per year.

2.4.2.2 Recognised All Breed Societies

Societies registered as Non-Championship Dog Training Societies pursuant to Dog Training Regulation 2.1.2 must conduct regular dog training classes, may conduct Obedience Ribbon Trials and must hold at least one Obedience Ribbon Trial or Rally-O Ribbon Trial per year.

2.4.2.3 Associated Group, Multi Breed, or Specialist Breed

Societies registered as Non-Championship Dog Training Societies pursuant to Dog Training Regulation 2.1.3 must conduct regular dog training classes, may conduct Open Obedience Trials and Obedience Ribbon Trials and must hold at least one Open Obedience Trial or Obedience Ribbon Trial per year.

2.4.3 Definition of Regular Dog Training Classes

For the purposes of regulation 2.1 and 2.4, “dog training classes” shall be interpreted as training classes for domestic dog training, CGC or one or more of the disciplines covered by the Dog Training Regulations (Obedience, Rally-O, Companion Dog Trials and Working Trials).

2.5 Procedure for Registration of Societies

2.5.1 Application

Applications for registration are made in writing to the Director/Secretary/CEO of the New Zealand Kennel Club.

2.5.2 Information Required

Every application for registration shall include the following:

2.5.2.1 A list of officers and members at the date of application

2.5.2.2 The Rules of the Society, which shall include its aims and objects

2.5.2.3 Names and addresses of instructors with written acknowledgement of availability to officiate with particulars in each case

2.5.2.4 Venue of Training

2.5.2.5 Dates and Times of Training

2.5.2.6 A written report from the relevant Region Representative

2.5.3 Affected Societies

Every society likely to be affected by the proposed registration must be advised in writing of the application and may make written comment on the application to the Dog Training Committee.

2.5.4 Registration by Dog Training Committee

Registration is made by the Dog Training Committee. If the society also requires allocation or alteration of status pursuant to New Zealand Kennel Club Rules, the Dog Training Committee shall make appropriate recommendations to the Executive Council of the New Zealand Kennel Club for the allocation of the appropriate status to the society. Once appropriate status is conferred the registration will come into force.

2.5.5 Unrecognised Shows

Obedience Fixtures held by registered societies are recognised shows. All other competitions are unrecognised shows pursuant to these regulations.

3. NEW ZEALAND KENNEL CLUB DOG TRAINING COMMITTEE

3.1 The Dog Training Committee

3.1.1 Members

The New Zealand Kennel Club Dog Training Committee comprises the Dog Training Committee Chairperson, three Region Representatives, and three Deputy Region Representatives.

3.1.2 The Dog Training Committee Chairperson

The Dog Training Committee Chairperson shall be a member of the Executive Council of the New Zealand Kennel Club during their term of office. The Dog Training Committee Chairperson will be subject to all protocols and standing orders of the Executive Council.

3.1.3 Deputy Dog Training Chairperson

The Dog Training Committee shall elect from its Region Representatives a Deputy Dog Training Chairperson who shall represent the Dog Training Committee at any Executive Council meeting, Dog Training Committee meeting or any other official function when the Dog Training Committee Chairperson is unable to attend.

3.1.4 Secretary of the Dog Training Committee

The Director/Secretary of the New Zealand Kennel Club or their nominee or a nominee of the Dog Training Committee shall be Secretary of the Dog Training Committee.

3.1.5 Treasurer of the Dog Training Committee

The Treasurer of the Dog Training will be appointed by the Dog Training Committee either from within its ranks or from suitable people in the Dog Training community. If a suitable treasurer cannot be found the role will revert to the Treasurer of Dogs New Zealand.

3.1.6 Venue of Meetings

Save in exceptional circumstances the Dog Training Committee will meet in Wellington.

3.1.7 Frequency of Meetings

The Dog Training Committee may meet as often as necessary.

3.1.8 Expenses

All members of the Dog Training Committee shall be paid reasonable travelling and accommodation expenses.

3.1.9 Resolution by Entry in Minutes Book

A resolution signed by all members of the Dog Training Committee of whom not less than four are in favour of the resolution and entered in the Minute Book of the Dog Training Committee shall, without the necessity of a formal meeting of the Dog Training Committee, be a valid and effective resolution of the Committee.

3.1.10 Quorum

The quorum for a meeting of the Dog Training Committee will be five members.

3.1.11 Notices of Motion

3.1.11.1 Notices of motion will only be accepted by the New Zealand Kennel Club Dog Training Committee through Region Representatives or Deputy Region Representatives.

3.1.11.2 Notices of Motion will only be accepted by Region Representatives or Deputy Region Representatives from an NZKC registered club within their Region, who have indicated a majority support from their members for the motion presented.

3.2 Election of the Dog Training Committee Chairperson

3.2.1 Election

The Dog Training Committee Chairperson is to be elected from nominations received from voting individuals as defined in regulations 5.2.1, 5.2.3 and 5.2.5. The sitting Dog Training Committee Chairperson shall be automatically nominated for the position unless they have advised their intent to stand down. Nominations will be accepted for persons who have previously served as Zone Representatives or for former or current Region Representatives and Deputy Region Representatives. The term of office of the Dog Training Chairperson shall be for a period of two years and shall commence at the conclusion of the Annual Conference of Delegates.

3.2.2 Nominations

Nominations shall be lodged with the Director/Secretary/CEO before the 16th April each year No seconder is required. Nominations are to be accompanied by a short resume which will be distributed to all registered obedience and working trials societies and all registered obedience and working trial individual voters.

3.2.3 Voting

Voting is by secret ballot under the supervision of the Director/Secretary who shall be the returning officer. Voting to be by individuals as defined in Regulations 5.2.1, 5.2.3 and 5.2.5.

3.2.4 Tied Vote

In the event of a tie the sitting Dog Training Committee Chairperson shall be deemed re-elected.

3.2.5 Dog Training Committee Chairperson not eligible to be Region Representative

Once elected, the Dog Training Committee Chairperson shall not be eligible to be a Region Representative or Deputy Region Representative on the Dog Training Committee.

3.2.6 Casual Vacancy of Dog Training Committee Chairperson

In the event of a casual vacancy in the office of the Dog Training Committee Chairperson, the Region Representatives and Deputy Region Representatives shall make an appointment from persons who have previously served on or are currently serving as Region Representatives. Any person so appointed shall serve until the expiry of the term of the retiring Dog Training Committee Chairperson.

3.3 Election of Region Representatives

3.3.1 Election

The Dog Training Committee Region Representatives and Deputy Region Representatives are to be elected from nominations received from Obedience, Working Trials and Rally-O individuals. Nominations will be accepted for persons who are eligible Obedience, Working Trials or Rally-O individuals, as defined in Regulations 5.2.1, 5.2.3 and 5.2.5 and who reside in the region for which they are nominated.

3.3.1.1 Term of Office

The term of office of Region Representatives and Deputy Region Representatives shall be for a period of two years and shall commence upon the declaration of the voting results, which shall be by 31 May.

3.3.1.2 Years of Office

The term of office of the Region Representatives shall commence in odd-numbered years, and the term of office of Deputy Region Representatives shall commence in even numbered years.

3.3.1.3 Casual Vacancies

3.3.1.3.1 Region Representative

In the event of a casual vacancy in the office of Region Representative, the Deputy Region Representative shall fill the substantive position, and the candidate with the next highest number of votes in the Deputy Region Representative election shall fill the Deputy Region Representative position or if there be no such person, an election shall be called to fill it. Any person assuming the position of Region Representative or Deputy Region Representative in this manner shall serve until the expiry of the term of office of the person they replace on the Dog Training Committee.

3.3.1.3.2 Deputy Region Representative

In the event of a casual vacancy in the office of Deputy Region Representative the candidate with the next highest number of votes in the Deputy Region Representative election shall fill the Deputy Region Representative position or if there be no such person, an election shall be called to fill it. Any persons assuming the position of Deputy Region Representative in this manner shall serve until the expiry of the term of office of the person they replace on the Dog Training Committee

3.3.2 Nominations

Nominations for those members whose positions are up for re-election shall be lodged with the Director/Secretary before 16th April. No seconder is required. Nominations are to be accompanied by a short resume, which will be distributed to all registered Obedience and Working Trials Societies and all registered Obedience and Working Trials Individual Voters.

3.3.3 Voting

Voting is by Secret Ballot under the supervision of the Director/Secretary who shall be the Returning Officer. Voting to be by individuals as defined in Regulations 5.2.1, 5.2.3 and 5.2.5, who may vote for the representative of the region in which they are registered to vote.

3.3.4 Tied Vote

In the event of a tie, the sitting Region Representative or Deputy Region Representative shall be deemed re-elected. If the sitting Region Representative or Deputy Region Representative is not standing, then a revote will be taken between the tied candidates.

3.4 Responsibilities of the New Zealand Kennel Club Dog Training Committee

The Dog Training Committee shall be responsible for the day to day running of the Dog Training and Working Trials Section of the New Zealand Kennel Club and all matters concerning obedience and working trials and shall, including but not restricted to:

3.4.1 Recommend to the Executive Council of the New Zealand Kennel Club any Remit or Recommendation to the Annual Conference of Delegates or any Special General Meeting of Delegates of the New Zealand Kennel Club.

3.4.2 Recommend to the Executive Council of the New Zealand Kennel Club the adoption, revocation or amendment of any regulation of the New Zealand Kennel Club.

3.4.3 Recommend to the Executive Council of the New Zealand Kennel Club the approval or alteration of the status of any society pursuant to the rules of the New Zealand Kennel Club.

3.4.4 Approve or amend the registration of any society pursuant to these regulations.

3.4.5 Institute, or recommend to the President or the Executive Council of the New Zealand Kennel Club the institution of, disciplinary proceedings pursuant to the Rules of the New Zealand Kennel Club.

3.4.6 Conduct judges' examinations where applicable.

3.4.7 Recommend to the Executive Council of the New Zealand Kennel Club the Official Obedience, Companion Dog, Working Trial and Rally-O Judges Panels.

3.4.8 Receive submissions on any Obedience or Working Trial matter.

3.4.9 Oversee the conduct of the annual National Dog Training Assembly.

3.4.10 Bring to the attention of the Executive Council of the New Zealand Kennel Club any matters of concern including any recommendations for action by the Executive Council of the New Zealand Kennel Club.

3.4.11 Allocate Working Trial dates.

3.4.12 Delegate any authority to the Director/Secretary of the New Zealand Kennel Club, Dog Training Committee Chairperson, any Region Representative, Deputy Region Representative or any other appropriate person or body.

3.5 Procedure of the Dog Training Committee

3.5.1 Policy Matters Referred to Regions

Unless the Dog Training Committee decides otherwise pursuant to Regulation 3.4.3, all matters affecting policy or affecting the conduct of, criteria for, or judging of any test, trial, fixture or class shall be referred to the appropriate Region Representative who shall place the matter before a Region or Area meeting for discussion.

3.5.2 Region Representative Report

Region Representatives shall report the results of such discussion to a subsequent Dog Training Committee meeting before the matter is resolved by the Dog Training Committee.

3.5.3 Considering Matters Without Referral To Regions

Nothing in this regulation shall prohibit the Dog Training Committee from acting without referring a matter to the Region meetings in an emergency, if such referral is not warranted, or if a majority of the Dog Training Committee members shall so decide.

3.6. Working Trial Subcommittee

The Working Trial Subcommittee is a subcommittee of the Dog Training Committee. The Subcommittee will provide communication channels between clubs, members, the Sub Committee and the Dog Training Committee in a consultative manner.

3.6.1 Composition

The Working Trial Subcommittee comprises two representatives from each of the working trial clubs. These club representatives are elected for a two-year term. Each year, in rotation, one representative from each club must stand down, but will be eligible for re-election.

Elections shall take place by 15 April each year and will be done within the club by a formal procedure, with all club members having the opportunity to vote.

The chairperson and secretary shall be elected from within the Working Trials Subcommittee members.

Subcommittee members' names shall be forwarded to the Dog Training Committee for ratification.

3.6.2 Responsibilities

Recommend to the Dog Training Committee

- Setting of Trials Judges' examinations
- Consideration of applications for advancement to Judging Panels
- Recommendations of judges to the Dog Training Committee
- Any remit or recommendation pertaining to Working Trials which has been ratified by the Working Trials Subcommittee.
- The adoption or amendment of any regulation of the N.Z.K.C. pertaining to Working Trials.
- Provide support and assistance for Working Trial Judges
- Receive submissions on Working Trials matters.
- Coordinate Working Trials dates.
- Consider ways in which Working Trials can be promoted, developed and supported in order to grow the discipline and to make recommendations to the Dog Training Committee on how this might be achieved.

3.6.3 Meetings

Meetings shall be held by teleconference or at venues suitable to the members of the Working Trials Subcommittee.

The quorum for a meeting shall be four members and must include at least one member from each club.

3.7 Rally-O Subcommittee

3.7.1 Subcommittee Composition

A Rally-O Subcommittee shall be set up as part of the Dog Training Committee to administer the national code of Rally-O. The subcommittee shall be made up of one person from each Region (who shall liaise with their Region Representatives) and an additional person from the Dog Training Committee. The subcommittee shall appoint from its members a chairperson and secretary.

3.7.1.1 Election.

The Rally-O Subcommittee Representatives are to be elected from nominations received from Rally-O individuals, as defined in Dog Training Regulation 5.2.5 and who reside in the Region for which they are nominated.

Nominations for those members whose positions are up for re-election shall be lodged with the Director/Secretary before 16th April. No seconder is required. Nominations are to be accompanied by a short resume, which will be distributed to all registered Obedience and Working Trials Societies and all registered Rally-O Individual Voters. Elections, if required, are to be held by 31 May of each election year. Voting is by secret ballot under the supervision of the Director/Secretary/CEO who shall be the returning officer. Voting shall be by Rally-O individuals as defined in Regulation 5.2.5, who may vote for the representative of the region in which they are registered to vote.

3.7.1.2 Term of Office.

Term of office for a Rally-O Subcommittee member shall be for two years and will commence upon the declaration of the voting results in odd numbered years for Northern and Southern Region members, and even numbered years for the Central Region member.

Members standing down shall be eligible for re-election.

3.7.1.3 Casual Vacancies.

In the event of a casual Region representative vacancy occurring, the Region within which the casual vacancy has occurred will be required to vote for another Rally-O Subcommittee representative, unless the existing term of office remaining is less than six months.

In the event of the NZKC Dog Training representative on the Rally-O Subcommittee casually vacating their position, the NZKC Dog Training Committee will appoint another representative.

3.7.2 Responsibilities

The Rally-O subcommittee shall be responsible for the administration of Rally-O nationwide on behalf of the Dog Training Committee. Responsibilities include the following:

- Consideration of submissions on any Rally-O matter
- Review of any recommendations for amendments to the Rally-O regulations
- Guidance to clubs on the running of Rally-O events
- Provision of regular reports to the Dog Training Committee highlighting any matters of concern
- Consider ways in which Rally-O can be promoted, developed and supported in order to grow the discipline and to make recommendations to the Dog Training Committee on how this might be achieved.

3.7.3 Meetings

The Rally-O subcommittee shall hold meetings as required. It is expected that these meetings will generally be by telephone conference, but face-to-face meetings may be held from time to time where this is convenient.

4. DOG TRAINING REGIONS

4.1 Division into Regions

For the purposes of these regulations New Zealand is divided into three geographic Regions.

4.2 Allocation of Societies to Regions

Every Registered Society shall be allotted to the Region in which it is domiciled

4.3 Region Boundaries

The boundaries of the Dog Training Regions are as follows:

Northern Region - North of a line drawn from the North of Awakino on the West Coast to Tolaga Bay on the East Coast

Central Region - The remainder of the North Island

Southern Region - The South Island

4.4 Region Representatives/Deputy Region Representatives

4.4.1 Region Representatives

Region Representatives are the chairpersons of the Dog Training Regions and shall attend and represent that Region on the Dog Training Committee and at all Dog Training Committee Meetings and Annual Conference of Delegates or any Special General Meeting of Delegates of the New Zealand Kennel Club during their term of office.

4.4.2 Retirement and Casual Vacancies

Retiring Region Representatives and Deputy Region Representatives shall be eligible for re-election. Casual vacancies shall be filled within 28 days at a Special General Meeting of the Region concerned.

4.4.3 Deputy Region Representatives

Deputy Region Representatives shall attend and represent that Region at all Dog Training Committee Meetings.

4.4.4 Elevation of Deputy Region Representative

In the event of the Region representative vacating office for any reason the Deputy Region Representative shall assume office of Region Representative.

4.5 Ordinary Region Meetings

Each Region shall conduct regular Region Meetings of Club Delegates where the affairs of the Region and the policy of the Region on matters placed before it are decided. All registered clubs are represented at Region meetings by up to two club delegates who are entitled to one vote per club on behalf of the registered society they represent

4.6 Ordinary Region Meeting Procedure

4.6.1 Region Representative to Call Region Meetings

Region Meetings shall be called as required by the Region Representative, but there must be a minimum of two per year.

4.6.2 Region Representative Chairperson

The Region Representative shall ex-officio be Chairperson of the Region Meetings but whilst chairperson, shall not be eligible to be a society delegate at Region meetings.

4.6.3 Deputy Region Representative

In the absence of the Region Representative the Deputy Region Representative shall take the chair, or in their absence, the delegates shall elect a chairperson from those present.

4.6.4 Notice of Meetings

At least three weeks' notice of all Region meetings together with an agenda for such meetings shall be given to all registered societies.

4.6.5 Attendance at Region Meetings

All registered societies eligible to send delegates to Region meetings of Delegates are expected to have a representative of the club attend at least one meeting per year.

4.6.6 Region Minutes

The minutes of all Region meetings shall be circulated to registered societies secretaries and

delegates within that Region and the Chairperson of the New Zealand Kennel Club Dog Training Committee, within one calendar month of the meeting.

4.7 Club Delegates to and Voting at Region Meetings

4.7.1 Club Delegate Defined

A Club Delegate shall be a member of a Registered Society and the New Zealand Kennel Club and shall represent their Obedience or Working Trials club at their Region Meeting.

4.7.2 Delegates to be notified to Region Representative

Society secretaries shall notify the Region Representative in writing of the club's delegates prior to each Region meeting.

4.7.3 Substitute Delegate

If a delegate is unable to attend any Region meeting, the society which elected him/her shall appoint a substitute from the same society.

4.8 Ordinary Region Meetings Order of Business

The order of business at ordinary Region meetings shall be:

- (i) Apologies
- (ii) Roll Call
- (iii) Minutes of previous Region meeting
- (iv) Business arising from Minutes
- (v) Financial Report
- (vi) Correspondence
- (vii) Business arising from Correspondence
- (viii) Notices of Motion
- (ix) Remits from Clubs to be presented as Voting Options
- (x) General Business

4.9 Region Annual General Meetings.

4.9.1 Delegates

All registered societies in each Region shall be entitled to send delegates, as defined in 4.7, to the Annual General Meeting of the Region.

4.9.2 Date

The Annual General Meeting of Club Delegates in each Region shall take place before 20 May each year.

4.9.3 Quorum

The quorum for Region AGMs shall be the presence of delegates from 50% of all clubs.

If no quorum is present the chairperson may use other methods to achieve a quorum, such as teleconference call or other electronic method that would allow club delegates to hear and participate in any discussion.

4.9.4 Lapse of Meeting

If, after following methods as outlined in 4.9.3, a quorum is still not achieved the meeting shall lapse and the chairperson shall fix the time and place of the next meeting. All business on the agenda of the lapsed meeting shall be included on the agenda of the next meeting and shall take precedence over the new business.

4.9.5 Nominations for Election of Region Secretary and Region Treasurer

Nominations for the election of the Region Secretary and Region Treasurer shall be received by the Region Secretary from registered societies not later than one month prior to the date of the Annual General Meeting of the Region, such nominations to be circulated within seven days of the date nominations close to all Registered Clubs.

Region Secretary and Region Treasurer must be members of New Zealand Kennel Club.

If no prior nominations have been received, then nominations may be accepted from the floor at the AGM

4.9.6 Notices of Motion

Notices of Motion must be received by the Region Secretary from registered clubs not later than one month prior to the date of the Annual General Meeting of the Region.

4.9.7 Notice of AGM

At least five weeks' notice of the meeting shall be given to all registered societies.

4.9.8 Order of Business

The order of business at Region Annual General Meetings shall be:

- (i) Apologies
- (ii) Roll Call
- (iii) Minutes of previous AGM
- (iv) Region Representative's report
- (v) Balance Sheet
- (vi) Election of Region Secretary
- (vii) Election of Region Treasurer
- (viii) Notices of Motion
- (ix) Region Annual Levies
- (x) Region Administration Orders
- (xi) General Business

4.10 Region Special General Meetings

4.10.1 Summons

Special General Meetings of Delegates from registered societies in each Region may be summoned at any time by the Region Representative, at the request of twenty-five per cent of the registered Societies in that Region, by the Chairperson of the New Zealand Kennel Club Dog Training Committee, or by the President of the New Zealand Kennel Club.

4.10.2 Notice of Meetings

At least three weeks' notice of all Region Special General Meetings together with an agenda for such meetings shall be given to all registered societies.

4.10.3 Quorum

The quorum for Region SGMs shall be the presence of delegates from 50% of all clubs.

If no quorum is present the chairperson may use other methods to achieve a quorum, such as teleconference call or other electronic method, that would allow club delegates to hear and participate in any discussion.

4.10.4 Lapse of Meeting

If after following methods as outlined in 4.10.3 a quorum is still not achieved the meeting shall lapse and the chairperson shall fix the time and place of the next meeting. All business on the agenda of the lapsed meeting shall be included on the agenda of the next meeting and shall take precedence over the new business.

4.10.5 Order of Business

The order of business at Region Special General Meetings shall be:

- (i) Apologies
- (ii) Roll Call
- (iii) Items of business.

4.11 Region Finances

4.11.1 Annual Region Levy

A Region Annual Levy shall be paid to the Region Treasurer by all registered societies, the quantum being decided by delegates at the Annual General Meeting of the Region and payable within two calendar months of such meeting. The right of attendance at meetings is forfeited and no recognised activity may be held thereafter until payment is received.

4.11.2 Bank Accounts

A bank account or accounts shall be operated as decided by a resolution of a Region Meeting provided that all payments must be authorised by any two of the Region Treasurer, Region Representative, Deputy Region Representative or Region Secretary. The bank statement and account books shall be produced to the Region Meeting whenever they so desire.

4.11.3 Annual Accounts

A Statement of Accounts for the past year shall be presented to the Annual General Meeting of each Region by the Region Treasurer.

4.11.4 Region Representative Expenses

Region Representatives shall be paid from Region funds their reasonable expenses incurred in the course of their duties.

4.12 Region Annual Returns

4.12.1 Annual Returns

Each Region shall annually furnish to the New Zealand Kennel Club:

4.12.1.1 A copy of the Region Representative's annual report

4.12.1.2 Financial statements for that Region

4.12.1.3 The names and addresses of the Region Representative and the Deputy Region Representative

4.12.1.4 A contact telephone number for that Region

4.12.2 Change of Details

Each Region shall promptly advise the New Zealand Kennel Club of any alterations to names, addresses or telephone numbers.

4.13 Areas

4.13.1 Division into Areas

For the purposes of Region Governance each region may be voluntarily subdivided into Areas.

4.13.2 Area Boundaries

An area can be no greater than the geographical boundaries of the Region and no smaller than a geographical area within that Region encompassing two Dog Training Societies.

4.13.3 Area Formation

Obedience and Working Trials clubs within a Region shall be permitted to propose their own areas, providing there is full agreement between all clubs within a proposed area and a minimum of two-thirds agreement by all Obedience and Working Trials Societies within the Region.

5 INDIVIDUAL VOTING

5.1 Notices of Motion /Voting Options

5.1.1 Notices of motion

Notices of motion will only be accepted through Region Representatives from NZKC registered clubs within their Region, that have indicated a majority support from their members for the motion presented, or

- From Obedience Judges Association as supported by majority vote of their members, or
- From majority vote of the Working Trials Sub-committee or
- From majority vote of the Rally-O Sub Committee or
- From majority vote of the New Zealand Kennel Club Dog Training Committee.

5.1.2 Upon receipt of a Notice of Motion from a registered society the Region Representative will place it on the agenda of the next Region Meeting for discussion.

5.1.3 Discussion Items

Discussion items will be sent out twice yearly – in February and August. They must be submitted no later than 31 May (for the August round) and 31 October (for the February round). The Dog Training Committee may refer Discussion Items back to the submitting society if it is considered

- incomplete
- inconsistent
- in conflict with other existing regulations

Feedback/comments are to be submitted to Region Representatives within one month.

5.1.4 Voting Options

Unless there are exceptional circumstances Voting Options must first be presented as Discussion Items. Upon receiving feedback on Discussion Items the Dog Training Committee can make minor amendments to the Remit that do not substantially alter the intention of the remit, or add alternative Options. The original submitting club will be given the opportunity to comment before it goes out to individual voters for voting.

5.1.5 Voting Options twice yearly

Voting Options will go out in April and October each year, with one month for votes to be collected.

5.1.6 Where the Dog Training Committee determines that a proposed regulation change is predominantly administrative and likely to be of interest to a small minority, or is a matter relating to judging promotion or pathway requirements for Obedience and Rally-O Judges, a decision may be made to not distribute the item for discussion and voting (as per regulations 5.1.3 and 5.1.4). Notification of the existence of such proposed regulation changes will be made at the time of the distribution of the discussion items and the details will be available on the Dog Training Committee website. Judging matters will be referred to Obedience Judges Association for a vote among relevant judges, requiring a two thirds majority from at least 50% of eligible voters. For other items, if the Dog Training Committee does not receive any significant objections from at least 15 eligible voters, the proposed changes will be adopted along with the successful voting items from the April and October voting rounds each year.

5.1.7 Regulation Changes

Regulation changes will only be made once each year to become effective on 1 January based on the results from the April and October voting rounds, any notification items, as per regulation 5.1.6, and corrections to any identified errata.

5.2 Individual Voting

5.2.1 Obedience Individual Defined

An Obedience Individual shall be permitted to cast one vote on general matters and one vote on obedience matters.

An Obedience Individual shall be:

- (a) A current member of the New Zealand Kennel Club
- (b) A current member of a Dog Training Society pursuant to Dog Training Regulation 2.1.1, 2.1.2, 2.1.3 and 2.1.5.
- (c) Have participated as a Competitor, Judge, Ring Steward, Competitive Obedience Instructor, Obedience Show Manager or Obedience Test Secretary at a recognised Dog Training fixture as defined by Dog Training Regulation 6.1, within the past 3 years.
- (d) Registered as eligible to vote through their nominated club.

5.2.2 Obedience Individual Voting

An Obedience Individual shall be permitted to cast one vote on general matters and one vote on Obedience matters.

5.2.3 Working Trials Individual Defined

A Working Trials Individual shall be:

- (a) A current member of the New Zealand Kennel Club
- (b) A current member of a Working Trials Club pursuant to Dog Training Regulation 2.1.4.
- (c) Have participated as a Competitor, Judge, manager or tracklayer at a recognised Working Trials fixture, as defined by Dog Training Regulation 22, within the past five years
- (d) Registered as eligible to vote

5.2.4 Working Trials Individual Voting

A Working Trials Individual shall be permitted to cast one vote on general matters and one vote on Working Trial matters.

5.2.5 Rally-O Individual Defined

A Rally-O Individual shall be:

- a) A current member of the New Zealand Kennel Club
- b) A current member of an obedience or working trial club pursuant to Dog Training Regulation 2.1.1, 2.1.2, 2.1.3, 2.1.4, 2.1.5
- c) Have participated as a Competitor, Judge, Event Manager or Time Steward at a recognised Rally-O event within the past three years and/or been an active club Rally-O instructor.
- d) Registered as eligible to vote through their nominated club

5.2.6 Rally-O Individual Voting

A Rally-O Individual shall be permitted to cast one vote on general matters and one vote on Rally-O matters.

5.2.7 Restricted Rally-O Individual Defined

A Restricted Rally-O Individual shall be:

- a) A current member of the New Zealand Kennel Club
- b) Have participated as a Competitor, Judge, Manager or Time Steward at a Championship Rally-O event within the past three years

5.2.8 Restricted Rally-O Individual Voting

A Restricted Rally-O Individual shall be permitted to cast one vote on Rally-O matters.

5.3 Vote Tallies

5.3.1 Region Votes Tally

A register of eligible Obedience, Working Trials and Rally-O individuals eligible to vote as defined by regulations 5.2.1, 5.2.3 and 5.2.5 and 5.2.7 will be maintained by the Region Representatives of the Dog Training Committee as described in 5.3.3. Eligible voters will be invited to respond to each voting round using electronic distribution (such as email) where possible, but provision must be made for those not able to receive electronic communication. Votes shall be returned to the relevant region representatives who shall confirm eligibility to vote against the register and compile a region tally of votes for each voting item.

5.3.2 Total Vote Tallies

A full tally of votes taken from each Region shall be presented to the New Zealand Kennel Club Dog Training Committee. This combined tally shall determine a final decision by a two thirds majority for all voting items.

5.3.3 Voting Register

The voting register will be maintained by the Region Representatives of the Dog Training Committee and will record the following information:

- Individual's name
- Dogs NZ Membership ID
- Dogs NZ Society name (must be an obedience or working trials club or the Obedience Judges Association except in the case of a restricted Rally-O voter where it may be any Dogs NZ society)
- Region
- City or town of residence
- Phone number

- Email address
- Register eligibility (obedience, working trials, rally-o, restricted rally-o – can be more than one)
- Criteria for eligibility (competed, judged or stewarded in the last five years or member of club committee [obedience register only])

Region representatives will regularly make clubs and individuals in the region aware of the importance of the voting registers, actively encouraging people to join and indicating how to check or update their status. Individuals may apply to their region representative to be added to the register at any time by proving eligibility.

The voting registers will be viewable by the public via the Dog Training Committee website, but this public view will be limited to name, Dogs NZ membership ID, club, region and register.

B. GENERAL - FIXTURES

6. DOG TRAINING FIXTURES - GENERAL CONDITIONS

6.1 Dog Training Fixture Defined

"Dog Training Fixture" includes Championship Obedience Test, Obedience Open Trial, Obedience Ribbon Trial, Companion Dog Trial, Working Trial, Championship Rally-O Event, Rally-O Ribbon Trial, The National Dog Training Assembly, Obedience Interclub or Club Day,

6.2 General Conditions of Entry

6.2.1 Competitor

The competitor is the owner of the dog.

6.2.2 New Zealand Kennel Club Membership

Competitors at a Championship Obedience Test, Obedience Open Trial, Working Trial or Companion Dog Trial, must be members of the New Zealand Kennel Club.

6.2.3 Handlers

Handlers of a dog at a Championship Obedience Test, Obedience Open Trial, Working Trial or Companion Dog Trial, if not the competitor must be members of the New Zealand Kennel Club. Handlers of a dog at a Championship Rally-O Event must be members of a New Zealand Kennel Club Registered Dog Training Society or New Zealand Kennel Club Affiliated or Associated Club.

6.2.4 Dress of competitors

Any competitor whose dress is considered by the Show Manager to be inappropriate or unreasonable may be barred from the ring. No competitor will be permitted into the Show Ring with bare feet.

6.2.5 Competitors' Numbers

Competitors must display only one number in the ring except during stay exercises. The number must be fairly large and must be legible. Judges will be instructed to refuse to judge where two visible numbers are worn.

6.2.6 Registration of Dogs

All dogs entering in a Championship Obedience Test, Obedience Open Trial, Working Trial or Companion Dog Trial, must be registered with the New Zealand Kennel Club in the name of the competitor on either Part I (the purebred register) or Part II of the New Zealand Kennel Club Register of dogs. A dog that is registered on Part I of the register cannot be registered on Part II of the register.

6.2.7 Endorsed Dogs

The endorsement "Not to be Shown" does not prohibit exhibition in any Dog Training Fixture.

6.2.8 Official Entry Form

All entries in any Championship Obedience Test, Open Obedience Trial, Working Trial, Championship Rally-O Event or Companion Dog Trial, must be on either the official New Zealand Kennel Club entry form (which may be a photocopy, scanned copy, download or print of an official NZKC-issued entry form) or online if the club is using this format for the taking of entries.

6.2.9 Qualified Dog Deemed to Have Been Awarded Title

For the purposes of competition only, in any class, test or fixture restricted by qualification, any dog entitled to apply for the award of any title or certificate will be deemed to have been awarded that

title or certificate, whether or not it has been confirmed by the New Zealand Kennel Club.

6.2.10 The Closing Date for Entries

In any Dog Training fixtures under no circumstances shall any entry be accepted later than 7 days prior to the first day of the Show.

6.2.11 Conduct of Competitors

Competitors shall at all times act with courtesy, sportsmanship and integrity. By their actions they should set an example to other New Zealand Kennel Club members and demonstrate a respect for judges, show officials and fellow competitors.

6.2.12 Video Recording/Photography

Video recording/photography of a competitor may be undertaken on behalf of a competitor for their own personal use. No photograph or video footage may however be used to challenge a Judge's decision.

6.3 Judges at Dog Training Fixtures

6.3.1 Listed on Panel

Except as specified in regulation 8.1.3 the judge at any Championship Obedience Test, Open Obedience Trial, Obedience Ribbon Trial, Working Trial, Companion Dog Trial or Championship Rally-O Event must be listed on the New Zealand Kennel Club Official Judges Panel as qualified to judge that test, trial or class. Judges of any special class at any Ribbon Trial, Rally-O Ribbon Trial Event or at any Obedience Interclub day can be any person not being a disqualified person under the Rules or Regulations of the New Zealand Kennel Club.

6.3.2 Overseas Judges

Overseas judges require the prior approval of the Dog Training Committee.

6.3.3 Judge May Arrange Steward, Timekeepers and Scribes

Judges may arrange their own stewards, timekeepers and scribes provided they state this on their judging contract and the club conducting the fixture agrees.

6.3.4 Handling of dogs by Judges

6.3.4.1 Handling a dog by a Judge at any Championship Obedience Test or Championship Rally-O Event.

A Judge may compete in any test or class other than the one they are judging provided written approval is granted by the organising club at the time of contract confirmation.

6.3.5 Competition in Obedience by Judges' Stewards

A judge's steward may, only with the prior approval of the club conducting the fixture and the judge, compete at any Championship Obedience Test, or Obedience Open Trial provided they do not enter the particular test for which they are officiating.

6.3.6 Competition in Obedience by Test Managers

A Test Manager may compete at any Championship Obedience Test, Obedience Open Trial or Championship Rally-O Event provided they are not managing any test or class they are competing in. Whenever a Test Manager is competing, the hosting club shall appoint a second Test Manager to ensure coverage of all tests.

6.3.7 Extra Judge if Maximum Judging Numbers Exceeded.

6.3.7.1 If the number of dogs entered at a test or trial exceeds the maximum number, the show committee may select another judge and all competitors affected must be advised prior to the show.

6.3.7.2 The appointment of any such judge is to be approved by the New Zealand Kennel Club prior to the date of the show.

6.3.8 Reserve Judge

6.3.8.1 In the event of unforeseen circumstances which prevent the scheduled judge from officiating a reserve judge may be appointed by the show committee and if practicable all competitors and the New Zealand Kennel Club must be advised prior to the show.

6.3.8.2 If the reserve judge appointed is not listed in the schedule a dog can be withdrawn from the test affected and any entry fee paid shall be refunded provided the applicant requests

a refund on or before the date of the show.

6.3.9 Obedience Score Stewards

Upon the Judge's agreement, when entries in Obedience fixtures exceed 45 dogs (90% of maximum,) a score steward should be assigned to the ring to assist with transcribing scores for each dog. This person can be any person not competing in the test they are scoring for.

6.3.10 Obedience Stay Judges

Upon the Judge's agreement, to improve smooth running of any test, a separate stay Judge may be used. A stay judge can be any person currently listed on any NZKC Obedience Judges panel. Stay judges sign all stay sheets and pass them on to the officiating judge for that test along with any recommended deductions. The officiating judge may choose to override any recommended deductions.

6.4 General Conditions of Exhibition

6.4.1 Harsh Handling

Any allegation of harsh handling shall require that a complaint be laid of a breach of New Zealand Kennel Club Rules and regulations and shall be dealt with in accordance with the NKZC Discipline and Settlement of Disputes Regulations, provided however that this clause shall not necessarily apply to a judge who, whilst judging, exercises discretionary powers to penalise or disqualify for harsh handling any dog or handler.

6.4.2 Bitches in season

Bitches in season are forbidden to compete at or attend Dog Training Fixtures and Obedience classes. Any person presenting a bitch in season at any Dog Training Fixture or Obedience classes and the bitch itself will be liable to suspension for a period of up to 12 months.

6.5 Calculation of Qualification

6.5.1 Obedience

6.5.1.1 First Prize Wins

In all definitions of Obedience Tests first prize wins at Obedience Ribbon Trials will not be reckoned in the qualification of a dog for tests at Open Trials and Championship Obedience Tests but will be reckoned for subsequent Ribbon Trials. First prize wins at Obedience Open Trials will not be reckoned in the qualification of a dog for classes at Championship Obedience Tests but will be reckoned for subsequent Ribbon Trials and Open Trials. In all definitions of Obedience Tests any win at a Specialist Breed Show will NOT be reckoned in the qualifications of a dog for that test at an All Breeds show but will be reckoned for subsequent Specialist Breed Shows.

6.5.1.2 Previous Wins

In estimating the number of prizes won, all wins previous to the midnight preceding the day specified in the Schedule for closing entries shall be counted when entering for any class.

6.5.1.3 Calculation of Qualification

In Championship Obedience Tests, Obedience Open Trials or Obedience Ribbon Trials the result shall not be reckoned in the qualification of a dog if the dog is awarded less than 96% of the total marks rounded to the nearest whole point (equivalent to 72 points for Beginners; 96 points for Novice; 120 points for Test A (139 if prior to 1 January 2024) and 216 points for Test B).

6.5.2 Rally-O

6.5.2.1 Calculation of Qualification

To qualify, dog and handler must receive a minimum score of 90 points out of a possible score of 100 in Rally-O Novice, 95 points out of a possible score of 100 in Rally-O Advanced, and 100 points out of a possible score of 100 in Rally-O Excellent.

Times must also be recorded but used only to break ties for placements.

6.5.2.2 Previous Qualifications

In estimating the number of qualification certificates gained, all qualification certificates gained prior to midnight preceding the day specified in the Schedule for closing entries shall be counted when entering for any Rally-O class

7. CONDUCT OF FIXTURES - GENERAL CONDITIONS

7.1 Show Regulations Apply

New Zealand Kennel Club Show Regulations apply to the conduct of Dog Training Fixtures only where applicable. In the event of a conflict between Show Regulations and Dog Training Regulations, Dog Training Regulations take precedence. If a matter is not mentioned in Dog Training Regulations the Show Regulations apply.

7.2 Fixture Approval

7.2.1 Region Approval

Every Region Representative will set a Region Calendar for all Dog Training fixtures to be held within that Region. All Obedience, Working Trials and Rally-O events require the approval of the Region in which they are to be conducted.

7.2.2 New Zealand Kennel Club Notification

Each Region Representative shall supply the NZKC Office with its calendar of fixtures for at least the next six months. The Region Representatives shall also notify the Rally-O subcommittee of any Rally-O events that have been approved in their region.

7.3 Publication of Schedules

7.3.1 Championship Obedience Tests and Championship Rally-O Events

Official Schedules of Championship Obedience Tests and Championship Rally-O Events must be published in the New Zealand Kennel Gazette.

7.3.2 Open Obedience Trials

Official Schedules of Open Obedience Trials may be published in the New Zealand Kennel Gazette.

7.3.3 Rally-O Encore Class

Official Qualifying Rally-O Encore Classes held at Rally-O Ribbon Trial Events may be published in the New Zealand Kennel Gazette.

7.4 Show Catalogues

Show catalogues must be produced for Championship Obedience Tests and Open Obedience Trials and may be produced for Championship Rally-O Events

7.5 Show Levies

7.5.1 Obedience Show Levies

Show levies are payable on all entries in Championship Obedience Tests and Open Obedience Trials pursuant to the Rules of the New Zealand Kennel Club.

7.5.2 Working and Companion Dog Trial Levies

Show levies are payable on all entries in Working and Companion Dog Trials pursuant to the Rules of the New Zealand Kennel Club.

7.5.3 Rally-O Event Levies

Show levies are payable on all entries in Championship Rally-O Events pursuant to the Rules of the New Zealand Kennel Club.

7.5.4 Due Date

Show levies are payable before the first day of the show or event.

7.5.5 Region Levies

Region levies are set by each Region and payable on such fixtures as the Region agrees and are payable to the Region Representative.

7.6 Dog Training Judging Sheets

7.6.1 Obedience Judging Sheets

New Zealand Kennel Club official Obedience Judging Sheets must be provided by the club and used in all tests at Championship Obedience Tests, Open Obedience Trials and Obedience Ribbon Trials. The originals of the Judging Sheets must be signed by the judge and steward and handed to the club secretary immediately after the completion of judging for each class.

7.6.2 Working and Tracking Trials Judging Sheets

New Zealand Kennel Club official Working and Tracking Trial judging sheets must be provided by the organiser of the trial and used. The Working and Tracking Trial Judging Sheets must be completed immediately after the completion of a Working or Tracking Trial. The original of the Judging Sheets must be signed by the judge and the steward and handed to the organiser of the trial immediately after the completion of judging.

7.6.3 Companion Dog Trials Judging Sheets

New Zealand Kennel Club official Companion Dog judging sheets must be provided by the organiser of the trial and used. The Companion Dog Trial Judging Sheet must be completed immediately after the completion of a Companion Dog Trial. The original of the Judging Sheets must be signed by the judge and the steward and handed to the organiser of the trial immediately after the completion of judging.

7.6.4 Rally-O Judging Sheets

The Rally-O Judging Sheets must be completed immediately after each handler/dog round. The original Judging Sheet must be signed by the judge and handed to the organising club's Rally-O Manager immediately upon completing the judging of any Class.

7.7 Running Order

7.7.1 Exceptions To Regulation Order

In any test, exercises shall be run in the order laid down in the Regulations with the exception that at the discretion of the Test Manager (to ensure smooth running of the tests):

- . Scent may precede Stays.
- . Stays for all tests may be at prearranged times but not less than 1 hour after commencement of that test. For Tests B and C a separate ring must be used. Prior notice of the intention to arrange a time must be advised to competitors.

7.7.2 Individual Exercises

All exercises except stays are to be taken individually. Entries in each stay shall be taken in one group. However, when the number of entries is excessive the Test Manager may authorise the judge to conduct any Stay exercise in more than one group.

7.7.3 Rally-O Running Order

All dogs should be judged individually in catalogue order to the extent practicable, without holding up the judging. Judges are not required to wait for dogs.

7.8 Withdrawal and Dismissal from Competition

7.8.1 Exclusion or Removal from Competition

Show Regulations governing the exclusion or removal of dogs from the show grounds which are, owing to disease, savage disposition, or any other cause, unfit for competition apply to all Dog Training fixtures.

7.8.2 Report to New Zealand Kennel Club

A dog dismissed from the ring due to its savage disposition must be reported to the New Zealand Kennel Club in accordance with Show Regulations.

7.8.3 Withdrawal With Permission

A dog may be withdrawn from a test or part thereof with permission of the Test Manager and may be permitted to compete in a subsequent test at the same show.

7.8.4 Judge May Stop Judging

A judge may ask a competitor to leave the ring or tell the steward to stop stewarding if in the opinion of the judge the competitor is not competing seriously and/or not following the steward's commands. The competitor must follow the steward's commands.

7.8.5 Harsh Handling

In an extreme case of harsh handling the dog and handler may be disqualified from that test, trial or class and/or all tests, trials or classes held on that day.

7.9 Objection to a Dog

The provisions for objection to a dog contained in Show Regulations apply to Dog Training fixtures.

7.10 Veterinary Surgeon for Shows

The provisions for veterinary surgeons at shows contained in Show Regulations apply to Dog Training fixtures.

7.11 Results for Championship Obedience Tests and Open Obedience Trials

Results for all Championship Obedience Tests and Open Obedience Trials must be submitted to the New Zealand Kennel Club within 14 days of the show. Full results can be entered online using the on-line show program if this has been used for show entries. If not a marked-up catalogue should be emailed or posted to the New Zealand Kennel Club and the results should also be entered online using the Obedience Show Results Form on the club's home page on the NZKC website.

7.12 Announcement of Prize-winning Numbers

At any fixture where an announcement of prize-winning numbers is made the numbers shall be announced either in order of merit or in catalogue order. No other order of announcement is permitted. When the announcement is made in catalogue order it must be clearly announced that the numbers are to be called in that order.

7.13 Announcement of Rally-O Qualification Awards

At any event where an announcement of awards is made the numbers shall be announced in order of merit. No other order of announcement is permitted.

7.14 Working & CD Trial Results

A New Zealand Kennel Club Official "Working & CD Trials Result" form for all Working & CD Trials must be forwarded to New Zealand Kennel Club within 14 days of the trial.

7.15 Championship Rally-O Events Result Sheets

An approved NZKC Rally-O Event Result Sheet must be forwarded to the New Zealand Kennel Club, to the Region Representative of the Region in which the Championship Rally-O Event is being held, and to the officiating judge within 14 days of the event.

7.16 Result Sheets

Results for all other fixtures will be published in the New Zealand Kennel Gazette if an official result sheet is submitted in typewritten or computer print-out form. Provision of such results is optional.

7.17 Records to be retained

For all Championship Obedience Tests, Open Obedience Trials, Working Trials, Companion Dog Trial and Championship Rally-O Events the entry forms and judging sheets must be retained for one year from the date of the show.

C. JUDGES

8. JUDGES

8.1 Requirements of a Judge

8.1.1 Financial Membership of New Zealand Kennel Club.

All judges must be financial members of the New Zealand Kennel Club and Obedience Judges financial members of the Obedience Judges Association (paid with the NZKC subscription) at the date of judging.

8.1.2 Listing on Panels

Only a judge qualified to judge the test, trial or class and listed on the current Obedience, Companion Dog or Working Trial or Rally-O Panel may judge any Championship Obedience Test, Open Obedience Trial, Obedience Ribbon Trial, Companion Dog Trial or Working Trial or Championship Rally-O Event.

8.1.3 Beginners and Novices at Obedience Ribbon Trials

At Obedience Ribbon Trials the Judge of Beginners and Novice may be any person not being a disqualified person under the rules of the New Zealand Kennel Club, and who has previously competed in Test C, attaining a minimum of 280 in a Championship Obedience Test.

8.1.4 Special Classes at Championship Obedience Tests, Obedience Open Trials and Obedience Ribbon Trials

At Obedience Ribbon Trials the Judge of a Special Class can be any person not being a disqualified person under the Rules of the New Zealand Kennel Club.

8.1.5 Club and Interclub Days

At Obedience or Rally-O Interclub Days the Judge can be any person not being a disqualified person under the Rules and Regulations of the New Zealand Kennel Club.

8.1.6 Rally-O Ribbon Trials

Judges of any Rally-O Ribbon Trial Event, excluding Qualifying Encore Classes, can be any person not being a disqualified person under the Rules or Regulations of the New Zealand Kennel Club.

8.2 Judging Standards

8.2.1 Judge's Decision Final

A judge's decision shall be deemed to be final at the termination of judging a class, except in a case of fraud, misrepresentation or miscalculation.

8.2.2 Conduct of the Ring

Judges shall be responsible for the conduct of the Ring, including but not limited to ensuring that stewards instruct handlers in accordance with the provisions of these Regulations and the correct timing of all exercises where this is necessary.

8.2.3 Maximum Numbers

The maximum number of dogs a judge may judge per day in any Championship Obedience Test, Obedience Open Trial, Obedience Ribbon Trial, Companion Dog Trial or Working Trial is 50. The maximum number of dogs a judge may judge per day in any Rally-O Event is 60 and a judge is not permitted to judge for more than eight hours in any one day.

8.2.4 Alteration to Judging Sheets

Any alteration made by a judge to a judging sheet must be initialled by him/her, and when such alteration is made the judging sheet must bear the time and date of such alteration. All entries on judging sheets must be made in ink.

8.2.5 Deduction for Harsh Handling

Judges may deduct such points as they think fit for any harsh handling of a dog at any stage of a Championship Test or Trial or Rally-O before, during or after any exercise whilst handler and dog are under their area of jurisdiction and/or scrutiny and in an extreme case the dog and handler may be disqualified from that test.

8.3 Integrity of Dog Training Judges.

Judges, as experienced members of the dog world, shall at all times act with courtesy, professional integrity and complete impartiality. By their actions they should set an example to other New Zealand Kennel Club members and demonstrate a sound knowledge of Dog Training Regulations and New Zealand Kennel Club Rules.

8.4 Judging Overseas

No person may accept any appointment to judge Obedience, Working Trials or Rally-O overseas without prior approval of the New Zealand Kennel Club.

8.5 Judges of Dog Training Fixtures

8.5.1 Championship Obedience Tests

8.5.1.1 Beginners and Novice Panel

Judges on the Beginners and Novice Championship Panel may judge Beginners and Novice at Championship Obedience Tests.

8.5.1.2 Test A Panel

Judges on the Test A Panel may judge Beginners, Novice and Test A at Championship Obedience Tests.

8.5.1.3 Test B Panel

Judges on the Test B Panel may judge Beginners, Novice, Test A and Test B at Championship Obedience Tests.

8.5.1.4 Test C Panel

Judges on the Test C Panel may judge all tests at Championship Obedience Tests. Only judges on the Test C Panel may judge Test C and award Challenge Certificates at Championship Obedience Tests.

8.5.2 Open Obedience Trials and Obedience Ribbon Trials

8.5.2.1 Championship Panels

Judges on the Obedience Judges Championship Panels may judge all classes at Obedience Ribbon Trials and Obedience Open Trials.

8.5.2.2 Ribbon Trial/Open Trial Panel

Judges on the Ribbon Trial/Open Trial Panel may judge Obedience Ribbon Trials and Obedience Open Trials only. New appointments to the RT/Open Panel need to be recommended by the Obedience Judges Association. A recommendation from the Obedience Judges Association to the Dog Training Committee will be made in respect of applicants who have successfully completed the Obedience Judges Association's competency and standards-based training programme. The Dog Training Committee will in turn review these recommendations and refer their own recommendations to the Executive Council.

8.5.3 Companion Dog Trials

8.5.3.1 CD Panel

Judges listed on the CD panel may judge CD,
Judges Listed on the CD Silver panel may judge CD and CD Silver
Judges Listed on the CD Gold panel may judge CD, CD Silver and CD Gold

8.5.4 Working Trials

8.5.4.1 UD Panel

Judges listed on the UD Judges Panel may judge UD and TT 1.

8.5.4.2 WD Panel

Judges listed on the WD Judges Panel may judge UD, WD and TT 1 and 2

8.5.4.3 TD Panel

Judges listed on the TD Judges Panel may judge UD, WD, TD and TT 1, 2 and 3.

8.5.4.4 Working Trial Probationary

Probationary judges can undertake Working Trial Probationary appointments only.

8.5.5 Judges of Championship Rally-O Events

8.5.5.1 Rally-O Novice Panel

Judges on the Rally-O Novice panel may judge Novice Rally-O Classes.

8.5.5.2 Rally-O Advanced Panel

Judges on the Rally-O Advanced panel may judge Novice and Advanced Rally-O Classes.

8.5.5.3 Rally-O Excellent Panel

Judges on the Rally-O Excellent panel may judge Novice, Advance and Excellent Rally O Classes.

• **8.5.5.4 Rally-O Encore Panel**

Judges on the Rally-O Encore Panel may judge all Rally-O Classes.

8.5.5.4.1 Only judges on the Rally-O Encore panel may judge Qualifying Encore Classes held at Rally-O Ribbon Trial Events.

8.6 Appointment to the Panels

8.6.1 General

8.6.1.1 Exceptional Circumstances

Although the following procedures and conditions are a guide they will generally be strictly applied and be departed from in exceptional circumstances only with the express approval of the Dog Training Committee or the Executive Council of New Zealand Kennel Club.

8.6.1.2 Minimum Criteria

The criteria for appointment to any panel shall be a minimum requirement before an application can be considered. In addition, the Dog Training Committee and the Executive Council shall consider the following criteria:

- . The contribution of the applicant to the canine world in relation to the status of the appointment sought.
- . The demeanour and behaviour of the applicant at canine activities.
- . The standard and conduct of judging exhibited by the applicant at previous appointments.
- . The nature and status of previous appointments.
- . The personal qualities of the applicant.
- . The integrity of the applicant.
- . Any other relevant matters.

8.6.2 Term of Appointment

Appointments to Obedience, Companion Dog Trial, Working Trial and Rally-O Judges Panels will be effective from the date set by the Executive Council upon fulfilling the requirement for promotion and will be for the period concluding on 30 June in the following year.

8.6.3 Reappointments

8.6.3.1 Judging Licence Fee

A judge will be reappointed to Obedience, Companion Dog Trial, Working Trial or Rally-O Panels already held for a further year upon payment of the annual judging licence fee. Initial appointees to any Obedience or Companion Dog Trial or Working Trial Panel shall pay a judging licence fee equal to the annual judging licence fee for the period concluding on 30 June in the following year.

8.6.3.2 Disciplinary Action

A judge can be removed or suspended from any judging panel by a Regional Disputes Committee as a disciplinary measure pursuant to New Zealand Kennel Club Rules.

8.6.4 New Applications and Promotions

8.6.4.1 Working Trials

Recommendations made by the Working Trials Subcommittee regarding applications for new appointments to or promotion within the New Zealand Kennel Club Working Trial Judges Panel shall be considered at the meetings of the New Zealand Kennel Club Dog Training Committee.

8.6.4.2 Obedience and Companion Dog Trials

Applications for new appointments to or promotion within the New Zealand Kennel Club Obedience and Companion Dog Trials Judges Panel shall be considered at the meetings of the New Zealand Kennel Club Dog Training Committee.

8.6.4.3 Rally-O Judges

Applications for new appointments to or promotion within the New Zealand Kennel Club Rally-O Judges Panel shall be considered at the meetings of the New Zealand Kennel Club Dog Training Committee.

8.6.4.4 Form of Application

Application for Obedience, Companion Dog Trial, Rally-O or Working Trial panel is made

by completing the New Zealand Kennel Club application form and lodging it with the New Zealand Kennel Club before the closing date for applications accompanied by any fee payable. All applications must clearly state all qualifying criteria.

8.6.4.5 Recommendations to Executive Council

Upon considering the applications, the results of the examinations and the recommendation of the Obedience Judges Association (with regard to Obedience and Rally-O Judges) the Dog Training Committee will recommend to the Executive Council all amendments to the Obedience, Companion Dog Trial, Rally-O and Working Trial Panels for the ensuing year. The Executive Council of the New Zealand Kennel Club will appoint the Obedience, Companion Dog Trial, Working Trial and Rally-O Judges Panels for the ensuing year.

8.6.4.6 Signature of Applicant

The signature of the applicant on the Application Form for First Appointment to or promotion within the New Zealand Kennel Club Obedience, Companion Dog Trial, Working Trial or Rally-O Judges Panels will imply acceptance by the applicant of the decision of the Dog Training Committee and the Executive Council.

8.6.4.7 Decision Final

The decision of the Executive Council and the Dog Training Committee is final and no correspondence will be entered into and no reasons need be given for the Executive Council and the Dog Training Committee's decision in these matters provided where an applicant at the time of application held a current appointment to a New Zealand Kennel Club official Obedience, Companion Dog Trial or Working Trial or Rally-O Judges Panel and is not reappointed to those panels they shall have a right of appeal to the Executive Council.

8.7 Judges Examinations (Working Trials)

8.7.1 Coordinator

The Director/Secretary is the coordinator of the New Zealand Kennel Club Working Trial Examination.

8.7.2 Setting Examinations

The Dog Training Committee will appoint suitable persons to set appropriate examination papers.

8.7.3 Contents of Examination

The examination paper shall be of 30 minutes duration and consist of 30 multi choice answer questions on New Zealand Kennel Club Dog Training Regulations, Show Regulations and Rules relevant to the panel being applied for. It is an open book examination.

8.7.4 Pass Mark

A pass mark is a minimum of 80%.

8.7.5 Date and Time of Examination

The Dog Training Committee shall set a date and time for the examinations and the Director/Secretary will appoint suitable independent members of the New Zealand Kennel Club to supervise the examinations. Candidates not meeting the required standard will have one opportunity to re-sit the examination per six-monthly intake. The locations of the examinations will be decided by the coordinator depending on applications received.

8.7.6 Permission to Sit Examination

Any applicant shown on their application form as meeting the other criteria for promotion will be permitted to sit an examination. Any permission so given is not confirmation that the criteria have been met.

8.7.7 Re-count

Within 21 days of being advised of the results of a theoretical examination candidates may apply for a re-count of their examination mark which shall be conducted upon payment of the appropriate fee. The re-counted mark once given shall be final and no correspondence shall be entered into.

8.8 Judges Examinations (Obedience)

8.8.1 Coordinator

The Secretary of the Obedience Judges Association is the coordinator of the New Zealand Kennel Club Obedience Judges Examinations.

- 8.8.2 Setting Examinations**
The Dog Training Committee will appoint the Obedience Judges Association to set appropriate examination papers.
- 8.8.3 Contents of Examination**
The examination paper shall be of 30 minutes duration (with a prior reading time of 10 minutes) and consist of 30 multi choice answer questions on New Zealand Kennel Club Dog Training Regulations, Show Regulations and Rules relevant to the panel being applied for. It is an open book examination.
- 8.8.4 Pass Mark**
A pass mark is a maximum of two incorrectly answered questions.
- 8.8.5 Date and Time of Examination**
The Obedience Judges Association shall set a date and time for the examinations and will appoint suitable independent members of the New Zealand Kennel Club to supervise the examinations. Candidates not meeting the required standard will have one opportunity to re-sit the examination before the next main intake at the March and September DOC meetings. The locations of the examinations will be decided by the coordinator depending on applications received.
- 8.8.6 Permission to Sit Examination**
Any applicant shown on their application form as meeting the other criteria for promotion will be permitted to sit an examination. Any permission so given is not confirmation that the criteria have been met.
- 8.8.7 Re-count**
Within 21 days of being advised of the results of a theoretical examination candidates may apply for a re-count of their examination mark which shall be conducted upon payment of the appropriate fee. The re-counted mark once given shall be final and no correspondence shall be entered into.
- 8.9 Judges Examinations (Rally-O)**
- 8.9.1 Coordinator**
The Secretary of the Obedience Judges Association is the coordinator of the New Zealand Kennel Club Rally-O Judges Examinations.
- 8.9.2 Conduct of Rally-O Examinations**
Rally-O Judges examinations will be conducted as specified in 8.14.1.4
- 8.10 Obedience Panels - Appointment and Promotion**
- 8.10.1 First Appointment to the Obedience Ribbon Trial/Open Trial Panel**
- 8.10.1.1** As the NZKC's agent for promoting and developing obedience judges it is the Obedience Judges Association's responsibility to ensure that those judges it recommends for appointment to the Panel at the conclusion of training are in fact a credit to the sport. In coming to their decision to accept a candidate for training, the Obedience Judges Association will give consideration to the following:
- The applicant's personal experience with dog training, especially their empathy for the needs of competitors at the level for which they are making application
 - The applicant's achievements and previous history in club and Region activities
 - The applicant's reasons for wishing to fulfil the obligations of a judge
 - Any other matters that may be based on the merits of the individual and/or the local situation.
- 8.10.1.2** Applicants for first appointment must have successfully completed the Obedience Judges Association recruitment and selection procedures, following which they have been assessed as achieving competency as specified by this Association. Assessment activities will include an open book examination on relevant sections of the NZKC Dog Training Regulations, Show Regulations and Rules. Applicants must display competency in practical judging situations. In addition, applicants must have approval of the New Zealand Kennel Club Dog Training Committee. No competitive standard of achievement is required for appointment to the Ribbon Trial/Open Panel

8.10.2 Promotion

8.10.2.1 Criteria

Applicants for promotion must have been successfully assessed as achieving competency as specified by the Obedience Judges Association. Assessment activities will include an open book examination on relevant sections of the NZKC Dog Training Regulations, Show Regulations and Rules. Applicants must display competency in practical judging situations. In addition, applicants must have approval of the New Zealand Kennel Club Dog Training Committee.

8.10.2.2 Applicants for promotion from Ribbon Trial/Open Trial Panel to Beginners/Novice Panel must have judged at least three Beginners and three Novice appointments at Ribbon Trials or Open Trials or Assessment Trials. It is recommended that a Test B or Test C judge steward for assessment trials. A minimum of 20 dogs should be judged at each level.

8.10.2.3 Applicants for promotion from the Beginners/Novice Panel to the Test A Panel must have judged at least three Championship Beginners and three Championship Novice tests and three Test A Ribbon Trials or Open Trials or Assessment Trials. It is recommended that a Test B or Test C judge steward for assessment trials. A minimum of 20 dogs should be judged at each level.

8.10.2.4 Applicants for promotion from the Test A Panel to the Test B Panel must have judged at least three Championship Test A tests and three Test B Ribbon Trials or Open Trials or Assessment Trials. It is recommended that a Test B or Test C judge steward for assessment trials. A minimum of 20 dogs should be judged at each level.

8.10.2.5 Applicants for promotion from the Test B Panel to the Test C Panel must have judged at least three Championship Test B tests and six Test C Ribbon Trials or Open Trials or Assessment Trials and been appointed to the Test B panel for two years. It is recommended that a Test B or Test C judge steward for assessment trials. A minimum of 20 dogs should be judged at each level.

8.10.2.6 Applicants for promotion must also have trained and competed a dog to the following standard at Championship Obedience Tests

For promotion to:-

Beginners/Novice Panel: 135 points in Test A if achieved prior to January 2024, 116 points in Test A if achieved after 31 December 2023

Test A Panel: 210 points in Test B

Test B Panel: 210 points in Test B

Test C Panel: 290 Points in Test C

Or if applicant is unable to provide above competition standard for promotion to:

Beginners / Novice Panel:

Two Beginner and two Novice Ribbon trial appointments or Assessment Trials must be assessed by two different assessors at each level and receive favourable assessments. At least a total of 30 dogs must be judged at each level.

Test A Panel:

Two Test A Ribbon Trial appointments or Assessment Trials must be assessed by two different assessors and receive favourable assessments. At least a total of 30 dogs must be judged at the Test A level.

Test B Panel:

Two Test B Ribbon Trial appointments or Assessment Trials must be assessed by two different assessors and receive favourable assessments. At least a total of 30 dogs must be judged at the Test B level.

8.10.2.7 All promotions require the approval of the New Zealand Kennel Club Dog Training Committee.

8.10.2.8 For the purpose of the clauses under 8.10.2 an Assessment Trial is defined as a replica of a ribbon trial for one or more tests as required, without ribbons.

8.11 Honorary Obedience Judges Roll

8.11.1 Criteria and Application

Any person having served on any panel is entitled to apply to be placed or be nominated for a placement on the Honorary Retired Obedience Judges Roll. The Dog Training Committee, if it deems it appropriate, can place any person making application on the roll. A judge placed on the Honorary Retired Obedience Judges Roll will not be permitted to judge. The roll is to be in order of first being appointed to the Judges Panel and then alphabetically within any one year.”

8.12 Companion Dog Trial Panels - Appointment and Promotion

8.12.1 First Appointment to the CD Trial Panel

8.12.1.1 Criteria

The applicant must:

Be currently appointed to the Obedience Test A, B or C Panel.

Have applied to the Dog Training Committee for probationary judging of Companion Dog Trials under the supervision of a Companion Dog Gold Panel judge.

Have carried out two probationary Companion Dog Trial judging appointments and been the subject of a favourable report to the Dog Training Committee by the Companion Dog Trial Panel judge who has supervised in each case.

Have approval of the New Zealand Kennel Club Dog Training Committee.

8.12.2 Promotion

Applicants for promotion must have been successfully assessed as achieving competency as specified by the New Kennel Club Dog Training Committee.

Applicants must display competency in practical companion dog judging situations.

Applicants for promotion from the Companion Dog Panel to the Companion Dog Silver Panel must currently be appointed to the Obedience Test B or Test C Panel; have judged a minimum of 40 Test B dogs at Obedience Championship tests; and judged CD three times. Applicants for promotion from the Companion Dog Silver Panel to the Companion Dog Gold Panel must currently be appointed to the Obedience Test C Panel; have judged a minimum of 40 Test C dogs at Obedience Championship tests; and judged CD Silver three times.

8.12.2.1 In addition to fulfilling a practical judging requirement, applicants for promotion must also have carried out a probationary Companion Dog Trial judging appointment for the level being sought for and been the subject of a favorable report to the Dog Training Committee by the Companion Dog Trial Panel judge who had supervised in each case.

All promotions require the approval of the New Zealand Kennel Club Dog Training Committee.

8.13 Working Trial Panel – Appointment and Promotion

8.13.1 Procedure for Appointment to the Utility Dog Panel

8.13.1.1 Criteria

Applicants for appointment to the Utility Dog Panel must have:

8.13.1.2 Trained and qualified a dog two UDXs and one WDX or two WDXs or one TD.

8.13.1.3 Had instructional experience at trials training clubs or seminars conducted by a club recognised under regulation 2.1.4 hereof.

8.13.1.4 Had experience at working trials in tracklaying and stewarding in at least three trials.

8.13.1.5 Had experience organising working trials at all three levels.

8.13.1.6 Carried out at least two probationary utility dog trial judging's under at least two different judges involving at least 10 dogs and been the subject of favourable reports to the Dog Training Committee by the senior trials judges who have supervised in each case.

8.13.1.7 Sat a written examination supervised by a Region examination supervisor and attained a pass mark of a minimum of 80%, the paper to be pertaining to the New Zealand Kennel Club Dog Training Regulations and judging questions to be at Utility Dog trials level.

8.13.1.8 Approval of the New Zealand Kennel Club Dog Training Committee.

8.13.2 Application for Appointment to the Working Dog Trial panel

8.13.2.1 Criteria

Judges may apply for appointment to the Working Dog Trial Panel after they:

8.13.2.1.1 Have trained and qualified a dog to two WDXs or one TD.

8.13.2.1.2 Are listed on the UD Panel.

8.13.2.1.3 Have judged at least three Utility Dog Trials with a minimum total entry of 10

dogs.

8.13.2.1.4 Have carried out at least two probationary Working Dog Trial judging's under at least two different judges with a minimum total entry of 10 dogs and been the subject of a favourable report to the Dog Training Committee by the senior trials judge who has supervised in each case.

8.13.2.1.5 The approval of the New Zealand Kennel Club Dog Training Committee.

8.13.3 Procedure for Appointment to the Tracking Dog Trial panel

8.13.3.1 Criteria

Judges may apply for appointment to the Tracking Dog Panel after they:

- (i) Have trained and qualified a dog TDX.
- (ii) Are listed on the WD Panel.
- (iii) Have judged at least three Working Dog Trials with a minimum total entry of 10 dogs
- (iv) Have carried out at least two probationary Tracking Dog Trials under at least two different judges with a minimum total entry of 10 dogs and been the subject of a favourable report to the Dog Training Committee by the Senior Tracking Dog Trials Judge who has supervised in each case.

8.13.4 Procedure for Appointment to the Tracking Trials L1 Panel

8.13.4.1 Criteria

Judges may apply for appointment to the Tracking Trials Level One Panel after they:

- (i) Have trained and qualified a up to one TT3A;
- (ii) Have had experience organising Tracking Trials at all three levels
- (iii) Have had experience track laying at all three levels in at least three trials.
- (iv) Have carried out at least three probationary TT1 trial judgings under at least two different judges involving at least 10 dogs and been the subject of favourable reports to the Working Trials Subcommittee by the senior judges who have supervised in each case.
- (v) Have the approval of the Dogs New Zealand Dog Training Committee.

8.13.5 Procedure for Appointment to the Tracking Trials Levels 2 and 3 Panel

8.13.5.1 Criteria

Judges may apply for appointment to the Tracking Trials Levels Two and Three Panel after they:

- (i) Have trained and qualified a dog TTX
- (ii) Are listed on the Tracking Trials Level One panel
- (iii) Have carried out at least three probationary trial judgings under at last two different judges involving at least 10 dogs probationary at TT2 or TT3 level
- (iv) Have judged at least three TT1 trials with a minimum total entry of 10 dogs
- (v) Have the approval of the DNZ Dog Training Committee.

8.13.6 Probationary Judging Appointments

8.13.6.1 Permission to Conduct Probationaries

Probationary judges must request from the judge permission to do a probationary. The request will be included in the judging contract and the trials manager will be informed.

8.13.6.2 Director/Secretary to advise Probationer

The Director/Secretary will advise the probationer whether the report is favourable or not.

8.13.6.3 Probationaries at National Dog Training Assemblies

Probationaries at National Dog Training Assemblies are to be undertaken at the discretion of the appropriate National Dog Training Assembly Committee.

8.13.6.4 Mock trials for the purpose of judging probationaries

Mock trials may be run by Trials Clubs at UD, WD, TD, TT1 and TT2/TT3 levels allowing handlers and dogs to participate that may not necessarily be eligible for entry in a proper trial. Thus, for the single purpose of giving aspiring judges the chance to gain the necessary probationary experience. These trials would be run with all standard exercises at each level included and would be carried out in the presence of a Senior Working Trials judge for the level being run, to correctly provide an assessment for the aspiring judge. No working trials qualifications, prizes, sashes or other awards would be given at these trials for dogs and handlers.

8.13.7 Definition of a Senior Trials Judge

A senior trials judge is a person who has had two years' experience and has judged a minimum of eight trials with a total minimum entry of 20 dogs on the particular panel for which he/she is to act as an examiner.

8.14 Rally-O Panel – Appointment and Promotion

8.14.6 Procedure for First Appointment to the Novice Rally-O Panel Criteria

The applicant must

- 8.14.6.1 have a solid knowledge of Rally-O demonstrated by experience in instructing or training Rally-O and by attending at least 1 Training and Assessment Day;
- 8.14.6.2 have attained at least 2 qualifying certificates at Novice level
- 8.14.6.3 have successfully completed 4 separate probationary appointments under a minimum of 2 NZKC Rally-O Advanced or higher panel judges, within a twelve-month period, and will include the submission of 1 original Rally-O course for each probationary. A minimum of six dogs must be judged at each probationary appointment.
 - **8.14.1.4** pass an open book paper or online examination, details of which will be:
 - (a) 30 questions, either multi-choice or requiring answers of 1 word or number
 - (b) 28 of these questions will relate to NZKC Rally-O regulations with the remaining 2 questions relating to Dog Training regulations, show regulations and NZKC rules which are relevant for Rally-O
 - (c) 90% pass rate
 - (d) set by an experienced Rally-O person nominated by the Dog Training Committee
 - (e) paper exam to be supervised by an independent member of NZKC. Online exam can be without a supervisor
 - (f) if failed, applicant may apply for a re-sit within 21 days of the exam. Any re-sit must be completed within a further 4 weeks. Should the exam again be failed, the applicant must attend a further Training and Assessment Day and wait 6 months before re-sitting the exam.

8.14.7 Rally-O Judges should:

- 8.14.7.1 be friendly and courteous to all exhibitors
- 8.14.7.2 keep all remarks professional and positive
- 8.14.7.3 adequately explain all courses to exhibitors
- 8.14.2.5** always maintain a professional appearance
- 8.14.2.6** have demonstrated integrity, good demeanour and behaviour at canine activities
- 8.14.2.7** have a positive history in club and region activities

8.14.8 Procedure for Rally-O Judges to progress from the Novice Panel to the Advanced Panel Criteria

The Applicant must:

- 8.14.8.1 have successfully judged at least 4 Championship Novice events
- 8.14.8.2 have successfully completed 4 separate probationary appointments under a minimum of 2 NZKC Rally-O Advanced or higher panel judges within a twelve-month period and will include the submission of 1 original Rally-O course for each probationary. A minimum of six dogs must be judged at each probationary appointment.
- 8.14.8.3 have competed at least twice at Advanced level
- 8.14.8.4 pass an open book examination as set out in 8.14.1.4 above

8.14.9 Procedure for Rally-O Judges to progress from the Advanced Panel to the Excellent Panel Criteria

The Applicant must:

- 8.14.9.1 have successfully judged at least 4 Championship Advanced events
- 8.14.9.2 have successfully completed 4 separate probationary appointments under a minimum of 2 NZKC Rally-O Excellent panel judges within a twelve-month period and will include the submission of 1 original Rally-O course for each probationary. A minimum of six dogs must be judged at each probationary appointment.
- 8.14.9.3 have competed at least twice at Excellent level
- 8.14.9.4 pass an open book examination as set out in 8.14.1.4 above

8.14.10 Procedure for Rally-O Judges to progress from the Excellent Panel to the Encore Panel Criteria

The Applicant must:

- 8.14.10.1 Have judged Championship Rally-O Excellent on a minimum of four separate occasions.
- 8.14.10.2 Have successfully completed four probationary appointments within a twelve-month period under two different NZKC Rally-O Excellent Panel Judges. A minimum of six dogs must be judged at each probationary appointment.
- 8.14.10.3** Submit an original Rally-O Encore course for each probationary.
- 8.14.10.4 Complete open book exam pertaining to Encore Class with 90% correct.

8.14.11 Criteria to become a Judge at Ribbon Trial Events

The Applicant must:

- 8.14.11.1 be a person not being a disqualified person under NZKC Rules
- 8.14.11.2 have an adequate knowledge of Rally-O

D. NEW ZEALAND KENNEL CLUB TITLES AND AWARDS

9. TITLES AND AWARDS

9.1 Obedience Titles

9.1.1 Test C Qualifying Title

A dog having won 1 novice, 2 Test A's, and 4 Test Bs at Championship Obedience tests, is entitled to be awarded the suffix TCQ after its name. Applicants for TCQ should be submitted to the NZKC by way of a completed TCQ record card and/or the appropriate Obedience Winners Award cards, ensuring that the officiating judge or club secretary has signed against each required win. In this qualification, regulation 6.5.1.3 will apply in calculating a qualifying win.

9.1.2 Obedience Champion Title

After a dog has won three Obedience Challenge Certificates under three different judges at least one of which was a first place it is entitled to be awarded the title of Obedience Champion and once the Obedience Championship Certificate is issued by the New Zealand Kennel Club may carry the prefix Ob.Ch. before its name. Application for championship status is made in writing to the New Zealand Kennel Club submitting the original Challenge Certificates supporting the application.

9.1.3 Obedience Grand Champion Title

A dog having won 20 Challenge Certificates, 5 being on 295 points or over and 10 being in first place including one Obedience Challenge Certificate awarded after 1 July 1989, is entitled to be awarded the title of Obedience Grand Champion and once the Obedience Grand Champion Certificate has been issued by the New Zealand Kennel Club may carry the prefix Ob.Gr.Ch. before its name. Application for Obedience Grand Championship status is made in writing to the New Zealand Kennel Club submitting the original Challenge Certificates supporting the application.

9.1.4 Certificate of Merit

A dog having won 50 Obedience Challenge Certificates shall be entitled to apply for a Certificate of Merit. This certificate does not confer the right to the use of a prefix or suffix for this certificate. Application is made by submitting the 50 original Challenge Certificates to the Director/Secretary of the New Zealand Kennel Club.

9.1.5 Obedience Awards

9.1.5.1 Obedience Awards Record Card

Obedience Awards Record Cards will be available through the Dogs NZ office for recording the qualifying rounds. It will be the responsibility of the competitor to get the card signed by the show secretary.

9.1.5.2 Beginners Obedience Award

A dog having achieved six qualifying score of 71 points or more in Beginners championship obedience tests under a minimum of two separate judges is entitled to be awarded the suffix OS after its name.

9.1.5.3 Novice Obedience Award

A dog having achieved six qualifying score of 95 points or more in Novice championship obedience tests under a minimum of two separate judges is entitled to be awarded the suffix ON after its name.

9.1.5.4 Test A Obedience Award

A dog having achieved six qualifying scores in Test A championship obedience tests of 138 points or more (for tests prior to 1 January 2024) or 119 points or more (for tests from 1 January 2024) under a minimum of two separate judges is entitled to be awarded the suffix OA after its name.

9.1.5.5 Test B Obedience Award

A dog having achieved six qualifying score of 214 points or more in Test B championship obedience tests under a minimum of two separate judges is entitled to be awarded the suffix OB after its name.

9.1.5.6 Test C Obedience Award

A dog having achieved six qualifying score of 285 points or more in Test C championship obedience tests under a minimum of two separate judges is entitled to be awarded the suffix OC after its name.

9.1.5.7 Eligibility for Awards by Winning Out

Dogs who have won out of a particular class in the normal manner (i.e. by achieving the required number of qualifying first places) are also eligible to apply for the award at that level by submitting copies of the Obedience Winners Award cards.

9.1.5.8 Use of Obedience Award

Only the highest Award may be used after the dog's name. For example, if a dog achieves ON and later achieves OA then only the OA Award may be used from that point.

9.2 Companion Dog Trials Awards

The following awards can be conferred on dogs who are awarded the appropriate Trials Cards at a Companion Dog Trial:

- Companion Dog Excellent Gold (CDX Gold)
- Companion Dog Gold (CD Gold)
- Companion Dog Excellent Silver (CDX Silver)
- Companion Dog Silver (CD Silver)
- Companion Dog Excellent (CDX)
- Companion Dog (CD)

After a dog has been awarded a Trials Card at a Companion Dog Trial, this should be forwarded to the New Zealand Kennel Club. The award shall then be recorded and a certificate of achievement issued.

Until the certificate has been issued by the New Zealand Kennel Club, the dog is not entitled to use the title.

9.3 Working Trial Titles and Awards

9.3.1 Working Trials Champion Title

A dog which qualifies one Companion Dog Excellent Certificate, two Utility Dog Excellent Certificates, two Working Dog Excellent Certificates and two Tracking Dog Excellent Certificates under at least three different judges is entitled to be awarded the title of Working Trials Champion and once the Working Trials Champion Certificate is issued by the New Zealand Kennel Club may carry the prefix WT.Ch. Application for Working Trials Champion status is made in writing to the New Zealand Kennel Club provided the original Trials Cards required to obtain Working Trial Championship status are or have been produced to the New Zealand Kennel Club.

9.3.2 Working Trials Grand Champion Title:

A dog that has already qualified as Working Trials Champion (see regulation 9.3.1) and has also been awarded five subsequent certificates of TDX (with at least two of the seven TDX qualifications gained on no less than 480 points out of 500) may be awarded the title of Working Trials Grand Champion. Once the Working Trials Grand Champion Certificate is issued by the New Zealand Kennel Club the dog may carry the prefix WT.Gr.Ch.

9.3.3 Working Trial Awards

The following awards can be conferred on dogs who are awarded the appropriate Trials Cards at a Working Trial:

- Tracking Dog (TDX)
- Tracking Dog (TD)
- Working Dog Excellent (WDX)
- Working Dog (WD)
- Utility Dog Excellent (UDX)
- Utility Dog (UD)

After a dog has been awarded a Trials Card at a Working Trial this should be forwarded to the New Zealand Kennel Club; the award will be recorded and a certificate of achievement issued. Until the certificate has been issued by the New Zealand Kennel Club the dog is not entitled to use the title.

9.3.4 Tracking Trial Awards

The following awards can be conferred on dogs who are awarded the appropriate trials cards at a Tracking Trial:-

- Tracking Trials Dog Level 1 A (TT1)
- Tracking Trials Dog Level 2 A (TT2)
- Tracking Trials Dog Level 3 A (TT3)

After a dog has been awarded 2 Trials Cards at Level A in Tracking Trials these should be forwarded to the New Zealand Kennel Club. The award will be recorded and a certificate of achievement issued. Until the certificate has been issued by the New Zealand Kennel Club the dog is not entitled to use the title. Once the certificate has been awarded, the suffixes, TT1, TT2 or TT3 may be used.

9.3.5 Tracking Trials Excellent Certificate (TTX)

A dog which qualifies two Level 1 A certificates, two Level 2 A certificates and two Level 3 A certificates under at least 3 different judges is entitled to be awarded the qualification of Tracking Trials Excellent (TTX) and once the Tracking Trials Excellent certificate is issued by the New Zealand Kennel Club may carry the suffix TTX. Application for Tracking Trials Excellent certificate status is made in writing to the New Zealand Kennel Club provided the original Trials cards required to obtain Tracking Trial Excellent certificate status are or have been produced to the New Zealand Kennel Club.

9.3.6 Tracking Trials Champion Title:

A dog which qualifies two Level 1 A certificates, two Level 2 A certificates and four Level 3 A certificates, under at least 3 different judges is entitled to be awarded the qualification of Tracking Trials Champion (TTCH). Two of the TT3A qualifications must include the recognition of all three articles. Once the Tracking Trials Champion certificate is issued by Dogs New Zealand the dog may carry the prefix TTCH. Application for Tracking Trials Champion certificate status is made in writing to Dogs New Zealand provided the original Trials cards required to obtain Tracking Trial Champion certificate status are or have been produced to Dogs New Zealand.

9.4 Rally-O Titles and Awards

9.4.1 New Zealand Kennel Club Membership

Any competitor who wishes to have a Rally-O Title entered as a suffix to their dog's name in any official NZKC publication and/or catalogue for any championship Rally-O Event, must be a Full member of the New Zealand Kennel Club, and a member of a New Zealand Kennel Club Registered Dog Training Society or New Zealand Kennel Club Affiliated or Associated Club.

9.4.2 Qualifying Certificates

Qualifying certificates must be offered by the organising Club for those competitors who have attained a score of 90 points or greater in any Rally-O Novice class, 95 points or greater in any Rally-O Advanced class or 100 points in any Rally-O Excellent class entered at a Championship Rally-O Event

Qualifying certificates must also be offered for a score of 95 points or greater in Encore Bronze and Silver and 98 points or greater in Encore Gold and Platinum.

9.4.3 Rally-O Novice Award

A dog having won three qualifying Rally-O Novice certificates under a minimum of two separate judges is entitled to be awarded the suffix RN after its name.

9.4.4 Rally-O Advanced Award

A dog having won three qualifying Rally-O Advanced certificates under a minimum of two separate judges is entitled to be awarded the suffix RA after its name.

9.4.5 Rally-O Excellent Award

A dog having won three qualifying Rally-O Excellent certificates under a minimum of two separate judges is entitled to be awarded the suffix RE after its name.

9.4.6 Rally-O Advanced Excellent Award

A dog having gained a qualifying score in both Rally-O Advanced B and Rally-O Excellent B at the same event on ten occasions is entitled to be awarded the suffix RAE after its name. A numeric designation is also added to the RAE award in order to indicate the number of occasions on which this team has accomplished this title.

9.4.7 Rally-O Champion Title

After a dog has gained an RAE2 award, and upon gaining five further Rally-O Advanced B and Rally-O Excellent B qualification combinations at the same event with a score of 100 points in each, it shall be to be awarded with the title of Rally-O Champion.

The certificates making up the five further qualification sets must be forwarded to the NZKC with the application for Rally-O Champion status and the dates on these certificates must all be after the date the RAE2 award was conferred.

Once the Rally-O Championship certificate is issued by the New Zealand Kennel Club, the prefix RO Ch may be placed before the dog's name.

9.4.8 Rally-O Grand Champion Title

After a dog has gained an RAE4 award, and upon gaining ten further Rally-O Advanced B and Rally-O Excellent B qualification combinations at the same event with a score of 100 points in each, it shall be to be awarded with the title of Rally-O Grand Champion.

The certificates making up the 10 further qualification sets must be forwarded to the NZKC with the application for Rally-O Champion status and the dates on these certificates must all be after the date the RAE4 award was conferred.

Once the Rally-O Grand Championship certificate is issued by the New Zealand Kennel Club, the prefix RO.Gr.Ch may be placed before the dog's name.

9.4.9 Rally-O Milestone Awards

A level of achievement will be added to the dog's highest Rally-O title, excluding RAE, in order to indicate the number of occasions on which the dog has achieved 10 qualifying certificates at that level after attaining their title: Bronze = 10, Silver = 20, Gold = 30, e.g. RNB (10 Novice B Qualifying Certificates), RAS (20 Advanced B Qualifying Certificates), REG (30 Excellent B Qualifying Certificates).

9.4.10 Rally-O Encore Bronze

A dog, having achieved 95 points five times under a minimum of two separate judges, shall be entitled to be awarded the suffix EB after its name.

9.4.11 Rally-O Encore Silver

A dog with the suffix of EB, having subsequently achieved 95 points an additional five times under a minimum of two separate judges, shall be entitled to be awarded the suffix ES after its name.

9.4.12 Rally-O Encore Gold

A dog with the suffix of ES, having subsequently achieved 98 points an additional five times under a minimum of two separate judges, shall be entitled to be awarded the suffix EG after its name.

9.4.13 Rally-O Encore Platinum

A dog with the suffix of EG, having subsequently achieved 98 points an additional 10 times under a minimum of three separate judges, shall be entitled to be awarded the suffix EP after its name.

Thereafter, each time the dog subsequently achieves 98 points an additional ten times, the EP suffix will be numerically altered to indicate this as EP2, EP3 etc.

9.4.14 Rally-O Encore Champion Title

After a Dog has gained Encore Platinum 2 and upon gaining a further five (5) Encore qualifications with a score of 100 in each, it shall be awarded the Title of Rally-O Encore Champion.

Once the Rally-O Encore Championship certificate is issued by the New Zealand Kennel Club, the prefix RO En Ch may be placed before the dog's name.

9.4.15 Rally-O Encore Grand Champion Title

After a Dog has gained Encore Platinum 5 and upon gaining a further five (5) Encore qualifications with a score of 100 in each, it shall be awarded the Title of Rally-O Encore Grand Champion.

Once the Rally-O Encore Grand Championship certificate is issued by the New Zealand Kennel Club, the prefix RO En Gr Ch may be placed before the dog's name.

E. NATIONAL DOG TRAINING ASSEMBLY

10. NATIONAL DOG TRAINING ASSEMBLY

10.1 General

10.1.1 National Dog Training Assembly

The National Dog Training Assembly is a national event conducted by the Dog Training Committee on behalf of the New Zealand Kennel Club.

10.1.2 Host Region

The National Dog Training Assembly is conducted by each Region in rotation on behalf of the Dog Training Committee as decided by this committee three years in advance.

10.1.3 National Dog Training Assembly Committee

At least two years prior to the event being conducted in a Region the Region Representative shall form a National Dog Training Assembly committee for that Region. The Chairperson shall be selected from the members on the National Dog Training Organising Committee.

10.1.4 Approval of Programme

Programmes for National Dog Training Assemblies shall be the prerogative of the host National Dog Training Assembly Committee. An outline of the programme shall be presented to a meeting of the Dog Training Committee at least 18 months in advance and detailed reports provided to every meeting thereafter.

10.1.5 Format of National Dog Training Assembly

The programme for every National Dog Training Assembly shall include:

- . An inter-region obedience competition
- . An inter-region Rally-O competition
- . An interclub obedience competition
- . Championship obedience test/s
- . Championship Rally-O test/s
- . Such Obedience, Companion Dog Trials and Working Trials and Rally-O classes as the National Dog Training Assembly Committee may decide.

10.1.6 Inter-Region and Interclub Competitions

Inter-Region and interclub competitions at the National Dog Training Assembly must be conducted in accordance with the Rules laid down in these Regulations.

10.1.7 National Dog Training Assembly Financial Reports

The National Dog Training Assembly Committee Treasurer shall present Statement of Accounts of the National Dog Training Assembly at the March Meeting of the Dog Training Committee following the assembly held in that Region. These accounts will be included in the Audit of the full NZKC accounts at year end.

10.1.8 Registration at National Dog Training Assembly

Before any person can enter any competition or attend any social event at a National Dog Training Assembly, they must be registered with that National Dog Training Assembly. To effect such registration there will be a nominal fee of no more than \$10.00 single and \$20.00 family (being 2 adults and children under 18 years).

10.2 Rules for Conduct of Inter-Region Obedience Competition

10.2.1 Composition of Team

Teams shall consist of five handlers and dogs, representing each of the three regions. One handler and dog to compete in each of the five approved Obedience Tests.

10.2.2 Team Entry

Inter-Region Obedience teams shall be submitted by the Region Representatives to the Host Region for entry into the Inter-Region Competition on official New Zealand Kennel Club entry forms with entries closing 15 September for NDTAs held at Labour Weekend or five weeks prior to Good Friday for NDTAs held at Easter.

10.2.3 Eligibility to Enter

Dogs must be eligible to compete in the appropriate test on 1 August each year for NDTAs held at Labour Weekend or 1 January for NDTAs held at Easter.

10.2.4 Running Order

Tests shall be run beginning with Beginners, then Novice, Test A, Test B and ending with Test C. The running order for each level will be: Host Region's Beginners dog first then remaining Regions in geographic order, (North to South).

The Region that ran last in the previous test runs first in the next followed by the rest in geographic order (Northern, Central, Southern, Northern, Central etc.).

10.2.5 Posting of Scores

The number of points for each competitor in each exercise will be posted immediately following the exercise.

10.2.6 Scoring

10.2.6.1 Allocation of Points

Competition Points will be allocated to each handler according to their placing in the nominated test i.e. first = 5 points, second = 4 points, etc.

10.2.6.2 Region Team Total

The points gained by each of the five handlers and dogs are added to form a team total.

10.2.6.3 Winning Team

The winning team is the team with the highest total of competition points.

10.2.6.4 Tie

In the event of a tie between two Regions at the conclusion of the competition the Region with the highest overall test points will be declared the winner.

10.2.7 Replacement Dog

If a team dog is unable to compete, a replacement may be chosen from any eligible dog from that Region present at the National Dog Training Assembly. The Dog Training Committee Chairperson and Team Captains are to be consulted before any replacement takes place.

10.2.8 Reasons for Withdrawal

Dogs may not be withdrawn from the team's competition for any reason other than the following:

- Sickness and/or disability of the dog certified by a veterinary certificate, which should be presented to the Show Manager.
- Sickness and/or disability of the handler.

10.3 Rules for Conduct of Inter Region Working Trials Competition

10.3.1 Composition of Team

The teams shall consist of three handlers and dogs, with allowance for one handler to have two dogs in a team in different trials if there is not another handler and dog combination available to the region. The team shall consist of one entry in each of the UD, WD and TD trials unless exemption has been granted, as below.

If an exemption is given to allow less than the 3 trials to be run then the team will consist of 2 dogs, one in each of the two trials if two are run, or 2 dogs in the one trial if only one trial is run.

10.3.2 Eligibility to Enter

Dogs must be eligible to compete in the appropriate trial on 1 August each year for NDTAs held at Labour Weekend or 1 January for NDTAs held at Easter. A team dog in UD may not have qualified WD and a team dog in WD may not have qualified TD.

10.3.3 Team Entry

Inter-Region Working Trials teams shall be submitted by the Region Representatives to the Host Region for entry into the Inter-Region Competition on official New Zealand Kennel Club entry forms with entries closing 15 September for NDTAs held at Labour Weekend or five weeks prior to Good Friday for NDTAs held at Easter.

10.3.4 Scoring

10.3.4.1 Dogs will run in the trial as usual.

10.3.4.2 Dogs gaining qualifying points will be ranked above any dog failing to qualify, otherwise in order of points gained.

10.3.4.3 All competitors will be ranked. First receives 5 points, second 4 points, third 3 points etc.

10.3.4.4 In addition, dogs gaining a UDX, WDX or TDX qualification will receive an additional 5 points. Dogs gaining a UD, WD or TD qualification will gain an additional 3 points. Dogs gaining a best leash track award will gain an extra 1 point.

10.3.4.5 Team Total: The points gained by each of the handlers are added to form a team total.

10.3.4.6 The winning team is the team with the highest total of points

10.3.4.7 In the event of a tie between two Regions at the conclusion of the competition the Region with firstly the most dogs qualifying, then the highest overall trial points will be declared the winner.

10.3.4 Exemption from Running an Inter Region Working Trials Competition

If a host region feels they are unable to run an Inter Region Working Trials competition, or are unable to run all three trials, they may apply to the Dog Training Committee for an exemption. Exemption will only be given in exceptional circumstances, and if all efforts to run the trials have been made.

10.4 Rules for Conduct of Inter-Region Rally-O Competition

10.4.1 Composition of Team

There shall be one team representing each of the three regions. Teams shall consist of three handlers and dogs with one handler and dog to compete in each of the three approved Rally-O Classes.

10.4.2 Team Entry

Inter-Region Rally-O teams shall be submitted by the Region Representatives to the Host Region for entry into the Inter-Region Competition on official New Zealand Kennel Club entry forms with entries closing 15 September for NDTAs held at Labour Weekend or five weeks prior to Good Friday for NDTAs held at Easter.

10.4.3 Eligibility to Enter

Dogs must be eligible to compete in the appropriate test on 1 August each year for NDTAs held at Labour Weekend or 1 January for NDTAs held at Easter.

10.4.3.1 Novice Eligibility

For all handler/dog combinations eligible for Novice A or Novice B classes as per Regulation 25.2 and 25.3.

10.4.3.2 Advanced Eligibility

For dogs that are over 12 months of age and have a Rally-O Novice title but have not yet achieved a qualifying score in a Rally-O Excellent class in any official Rally-O Championship event

10.4.3.3 Excellent Eligibility

For dogs that have achieved a Rally-O Advanced Title (i.e. all dogs eligible for Excellent A or Excellent B)

10.4.4 Running Order

Classes shall be run beginning with Rally-O Novice, then Rally-O Advanced and ending with Rally-O Excellent. The running order for each class will be: Rally-O Novice host Region's first dog then remaining Regions in geographic order, (North to South)

10.4.5 Posting of Scores

The number of points for each competitor in each class will be posted immediately following its completion.

10.4.6 Scoring

The score and time for each dog shall be recorded. In the event of deduction of all points a dog's score will be recorded as zero. If more than one dog receives zero points (or the same points and exactly the same time) there will be a run-off to determine the placings of the dogs.

10.4.6.1 Allocation of Points

Competition Points will be allocated to each handler according to their placing in the nominated class i.e. first = 3 points, second = 2 points, third = 1 point.

10.4.6.2 Region Team Total

The points gained by each of the three handlers and dogs are added to form a team total.

10.4.6.3 Winning Team

The winning team is the team with the highest total of competition points.

10.4.6.4 Tie

In the event of a tie between two Regions at the conclusion of the competition the Region with the highest overall combined scores will be declared the winner. Should these be tied, the combined times will be used.

10.4.7 Replacement Dog

If a team dog is unable to compete, a replacement may be chosen from any eligible dog from that Region present at the National Dog Training Assembly. The Dog Training Committee Chairperson and Team Captains are to be consulted before any replacement takes place.

10.4.8 Reasons for Withdrawal

Dogs may not be withdrawn from the team's competition for any reason other than the following:

- Sickness and/or disability of the dog certified by a veterinary certificate, which should be presented to the Show Manager.
- Sickness and/or disability of the handler.

10.5 NDTA Interclub Team Competition

10.5.1 Competition

10.5.1.1 Open for competition by dogs entered in Championship Obedience Tests conducted at the National Dog Training Assembly.

10.5.1.2 Any Club registered as a Dog Training Society pursuant to Dog Training Regulations may compete for the trophy.

10.5.2 Teams

10.5.2.1 A Team shall comprise 3 handlers and dogs, competing in each of 3 different tests.

10.5.2.2 Teams to be notified to the Obedience Tests Manager prior to the commencement of judging on the first day of the Assembly.

10.5.2.3 No dog or handler may compete in more than one team.

10.5.2.4 Every dog and handler entered must compete in every exercise in each test for which it is nominated for the team. If a dog is withdrawn from any part of the test the whole of the team is disqualified.

10.5.3 Calculation of Points

10.5.3.1 Points will be allocated to each handler according to their placing in the nominated test i.e. First - 1 point, second - 2 points etc.

10.5.3.2 The points gained by each of the three handlers are added to form a team total

10.5.3.3 The winning team is the team with the lowest total points

10.5.3.4 In the event of a tie, the team with the highest overall percentage of total points in each test will be declared the winner.

F. OBEDIENCE

11. OBEDIENCE SHOWS/SOCIETIES/GENERAL

11.1 Obedience Shows

Obedience Shows may consist of Championship Obedience Tests, Open Obedience Trials, Obedience Ribbon Trials, and Obedience Interclub and Club Days.

At Obedience Shows a series of Tests each comprised of a set of standard exercises are conducted. The Tests are of ascending difficulty and have defined conditions of entry and criteria for conduct.

11.2 Dog Training Societies

Only registered Dog Training Societies may conduct all types of Obedience Shows. Other societies may only conduct those Obedience Shows authorised by Dog Training Regulation 2.2.

11.3 General Provisions.

Where applicable, the provisions of Section B6 (Dog Training Fixtures - General Conditions), Section B7 (Conduct of Fixtures - General Conditions), and Section C8 (Judges), apply to Obedience.

11.4 Obedience Shows Defined

11.4.1 Championship Obedience Tests

11.4.1.1 Who May Conduct Championship Obedience Tests

Only All Breeds clubs can conduct Championship Obedience Tests.

11.4.1.2 Approved Obedience Tests

Approved Obedience Tests as laid down by these Regulations must be conducted at Championship Obedience Tests.

11.4.1.3 All Tests To Be Scheduled

All tests must be scheduled in a Championship Obedience Test. Championship Obedience Tests consist of a single set of each of the approved obedience tests (Beginners to Test C). For large shows (such as NDTA), tests (other than Test C) may be split to avoid exceeding the number of dogs able to be judged in one day (e.g. Novice 1 and Novice 2). However, a Championship Obedience show may only include one Test C.

11.4.1.4 Challenge Certificates

Two New Zealand Kennel Club Obedience Challenge Certificates must be offered for competition, one for the winner and one for the second place getter in Test C provided that the dog must score at least 290 points. A third challenge certificate shall be awarded to a dog placed third in Test C provided that dog has scored at least 295 points.

Club secretaries or an officer authorised by the show committee are responsible for the provision of Challenge Certificates.

11.4.1.5 Notice to Judge of Entries

Immediately upon close of entries for Championship Obedience Tests the club secretary shall notify all judges of the number of dogs entered in each test they are to judge, and, in addition, the Test C judge shall be notified of the breeds entered in Test C and of the type of judging surface.

11.4.1.6 Commentaries

No written or spoken commentary may be given by a judge of dogs at an Obedience test during the course of that test.

11.4.1.7 Special Classes

Special classes may be held at Championship Obedience Tests in addition to the tests laid down in these Regulations. The conditions to govern any special class are to be decided by the Society conducting the tests and must be displayed for all competitors.

11.4.2 Obedience Open Trials

11.4.2.1 Approved Tests

Approved Obedience Tests laid down in these Regulations must be conducted at Obedience Open Trials.

11.4.2.2 Conduct of Open Obedience Trial

An Open Obedience Trial shall be held and conducted in a similar manner to a Championship Obedience Test.

11.4.2.3 Prizes and Trophies

Cash prizes and trophies for outright win may be awarded at Open Obedience Trials.

11.4.2.4 Obedience Champions

Obedience Champions are permitted to compete at Open Obedience Trials.

11.4.2.5 Special Classes

Special classes may be held at Open Obedience Tests in addition to the tests laid down in these Regulations. The conditions to govern any special class are to be decided by the Society conducting the trial and must be displayed for all competitors.

11.4.3 Obedience Ribbon Trials

11.4.3.1 Holding of Obedience Ribbon Trial

Any registered Dog Training Society may hold an Obedience Ribbon Trial.

11.4.3.2 Tests

The tests at an Obedience Ribbon Trial will be as laid down in these Regulations. The Trial must include Beginner and Novice grades however the holding of Test A, B and C grades are optional

11.4.3.3 Special Classes

Special classes may be held at Obedience Ribbon Trials in addition to the tests laid down in these Regulations. The conditions to govern any Special class are to be decided by the society conducting the trial and must be displayed for all competitors.

11.4.3.4 Ribbons

The prizes must be ribbons, rosettes or cards only.

11.4.3.5 Membership of New Zealand Kennel Club

The owner of any dog exhibited at an Obedience Ribbon Trial is not required to be a member of the New Zealand Kennel Club.

11.4.3.6 Registration With New Zealand Kennel Club

A dog exhibited at an Obedience Ribbon Trial need not be registered with the New Zealand Kennel Club.

11.4.3.7 Schedule

The issue of a schedule for an Obedience Ribbon Trial is optional.

11.4.3.8 Entries On The Day

All Societies must accept entries at an Obedience Ribbon Trial on the day up to a time laid down for closing of entries.

11.4.3.9 No Late Entry Fee

There will be no surcharge or late entry fee charged for entries on the day of the trial.

11.4.3.10 New Zealand Kennel Club Show Levies Not Payable

No Show Levies are payable to New Zealand Kennel Club on Obedience Ribbon Trials.

11.4.3.11 Obedience Champions

Obedience Champions or any dog entitled to apply for the title Obedience Champion are not permitted to compete at Obedience Ribbon Trials except in special classes restricted to Obedience Champions.

11.4.3.12 Report to New Zealand Kennel Club

After any Obedience Ribbon Trial is held, the Dog Training Society organising the trial will notify the New Zealand Kennel Club of the date, venue and judges of the Ribbon Trial.

11.4.4 Obedience Interclub or Club Day

11.4.4.1 Any Registered Dog Training Society may conduct an Obedience Interclub or Club Day.

11.4.4.2 The conditions to govern any Interclub or Club Day are to be agreed before the Interclub or Club Day commences.

11.4.4.3 Only financial members of the club(s) competing may take part in an Interclub or Club Day.

11.5 Training Classes

A Training Class is conducted for the purpose of training dogs and handlers. Qualification awards may be offered for graduation between training classes.

12. APPROVED OBEDIENCE TESTS

12.1 Beginners

12.1.1 Eligibility

12.1.1.1 For dogs that have not won two qualifying first prizes in accordance with Regulation 6.5.1.

12.1.1.2 Handlers or dogs are not eligible for this test if they have achieved a qualifying first prize above Beginners.

12.1.2 Extra Commands

Handlers will not be penalised for encouragement or extra commands except in the Sit and Down Stay Exercises and as outlined in the Recall.

12.1.3 Exercise

Points

12.1.3.1 Heel on Lead.

The dog should be sitting straight at the handler's left side. On command the handler and dog should walk at normal pace as directed. The dog's shoulder should be approximately level with and close to the handler's left leg at all times. On command for a left, right or about turn, the handler should turn within three paces in the direction indicated. On command the handler should halt in three paces and the dog should sit. The dog should not impede the handler. The left side of the handler will be regarded as the "working side". The same course for each dog. Combination turns are not permitted.

15

12.1.3.2 Heel free. As in 12.1.3.1

20

12.1.3.3 Recall

Recall from Sit or Down position at handler's choice. Dog to be recalled by handler, sit in front, go to heel - all on command of steward to handler. Handler is permitted one simultaneous command and signal as an order for dog to stay immediately after steward's command "Leave your dog". No further command permitted until steward's command "Call your dog". Distance no less than 10 paces.

10

12.1.3.4 Sit one minute.

Handler in sight and facing dog, at no less than 10 paces. On return to dog, handler to walk around dog to heel position. Timing commences on steward's command "Leave your dogs" and ends on steward's command "Exercise finished".

10

12.1.3.5 Down two minutes.

Handler in sight and facing dog, at no less than 10 paces. Return and timing as for 12.1.3.4.

20

Total: 75

12.2 Novice

12.2.1 Eligibility

12.2.1.1 For dogs that have not won two qualifying prizes in accordance with Regulation 6.5.1. (Beginners excepted).

12.2.2 Extra Commands

Handlers will not be penalised for encouragement or extra commands except in the Sit and Down Stay exercises and as outlined in the Recall and Retrieve.

12.2.3 Exercises

Points

12.2.3.1 Heel on lead.

Course as in Beginners.

15

12.2.3.2 Heel free.

Course as in Beginners.

20

12.2.3.3 Recall.

As in Beginners.

10

| | | |
|-----------------------------------|---------------------------------------------------------------------------------------------------------------------------------------------------------------------------------------------------------------------------------------------------------------|-------------------|
| 12.2.3.4 Retrieve | Retrieve handler's wooden and/or plastic dumbbell. Handler is permitted one simultaneous command and signal as an order for dog to stay immediately after steward's command "Throw it". No further command permitted until steward's command "Send your dog". | 25 |
| 12.2.3.5 Sit one minute. | Handler in sight and facing away from dog, at no less than 10 paces. Return and timing as in Beginners. | 10 |
| 12.2.3.6 Down two minutes. | Handler in sight and facing away from dog, at no less than 10 paces. Return and timing as in Beginners. | 20 |
| | | Total: 100 |

12.3 Test A

12.3.1 Eligibility (excluding Beginners and Novice wins)

12.3.1.1 For dogs that have not won four qualifying first prizes in accordance with Regulation 6.5.1

12.3.1.2 Obedience Champions are not eligible for this Test.

12.3.2 Commands

12.3.2.1 Simultaneous command and signal will be permitted.

12.3.2.2 Extra commands or signals will be penalised.

12.3.3 Exercises

Points

12.3.3.1 Heel free

Course as in Beginners. Combination turn, about turn right turn, only permitted. One right- or left-hand circle may be used. Handler permitted to give one simultaneous command and signal as an order for dog to sit at each halt and when moving into a circle. When moving from each halt handler may give one simultaneous command and signal as an order for dog to heel.

20

12.3.3.2 Recall.

Recall may be a circle in either direction, a square in either direction with no more than 3 ninety degree turns, or a straight line (with no turns) away from dog. Recall may be from a sit or down at handler's choice. When told to leave dog, handler to walk in direction indicated until steward issues the command "Call your dog". This command to be given only when handler is walking away from dog, handler to recall dog to heel and continue with dog until ordered to halt.

10

12.3.3.3 Retrieve

Retrieve handler's wooden and/or plastic dumbbell. Handler not permitted to command dog to sit when it presents dumbbell. Handler permitted to give any word of command to release dumbbell.

25

12.3.3.4 Sit one minute.

Handler in sight and facing away from dog, at no less than 10 paces. Return and timing as in Beginners.

10

12.3.3.5 Down five minutes.

Handler out of sight. Return and timing as in Beginners.

30

12.3.3.6 Scent discrimination.

Handler's scent (not perfume) on handler's cloth, no less than 150mm x 150mm and no more than 200mm x 200mm. No less than 8 or more than 12 cloths in total of varying colours and textures provided by Club. Decoy cloths not permitted. Handler permitted to

45

see where cloth is placed but dog must be turned away from cloth. Dog must be facing cloths when steward gives command "In your own time send your dog". Handler to stand upright before giving the command to scent. After dog passes a point (scent area) defined by Judge and communicated to handler, no command is permitted until it passes scent area on the way back with correct cloth. Handler not permitted to command dog to sit when it presents cloth. Handler permitted to give any word of command as an order to dog to release cloth. Timing commences when handler commands dog to find cloth and end when dog sits in front of handler with correct cloth. Time limit 90 seconds.

30

Total: 125

12.4 Test B

12.4.1 Eligibility

12.4.1.1 For dogs that have not won a total of four qualifying first prizes in Test B or Test C in accordance with Regulation 6.5.1

12.4.1.2 Obedience Champions are not eligible for this test.

12.4.2 Commands

12.4.2.1 One command by word or signal will be permitted except where outlined in Exercises 12.4.3.2, 12.4.3.4, 12.4.3.5 and 12.4.3.6.

12.4.2.2 Extra commands or signals will be penalised.

12.4.3 Exercise

Points

12.4.3.1 Heel Free.

As in Beginners with Left turns, Right turns, About turns and Circles permitted at normal, slow and fast pace. Combination turns, About turn right turn, Double about turn, Left about turn and Left about turn left turn, permitted but at slow and normal pace only. Handler NOT permitted to give command as an order for dog to sit at each halt. When moving forward from each halt and at any change of pace, handler may give command as an order for dog to heel.

40

12.4.3.2 Send away, drop and recall.

Dog to be sent away in direction indicated by judge. 1-4 markers clearly visible to dogs and handlers to be used. Markers to be placed on ground to define the send away drop area. After dog has been dropped handler will walk where directed by judge, recall dog to heel on command whilst walking away from the send-away area and both will continue forward until ordered to halt. No obstacle to be placed in path of dog. Simultaneous command and signal permitted in send away.

40

12.4.3.3 Retrieve

Retrieve handler's wooden and/or plastic dumbbell. Handler's commands (voice or signal) - otherwise as in Test A retrieve.

25

12.4.3.4 Stand one minute.

Handler in sight and facing away from dog, at no less than 10 paces. Handler may give one simultaneous command and signal as an order for dog to stay immediately after steward's command

"Last command". Return and timing as in Beginners.

10

12.4.3.5 Sit two minutes.

Handler out of sight. Handler's commands permitted as in 12.4.3.4. Return and timing as in Beginners.

20

12.4.3.6 Down five minutes.

Handler out of sight. Handler's commands permitted as in 12.4.3.4. Return and timing as in Beginners.

50

46

12.4.3.7 Scent discrimination.

Handler's scent (not perfume) on piece of cloth no less than 150mm x 150mm and no more than 200mm x 200mm. One or two cloths (at handler's choice) to be given to handler on entering ring. Two decoy cloths to be used and given to decoy stewards as handler enters ring. Separate decoy and handler's cloths for each dog. Handler NOT permitted to give cloth that goes into the scent area to dog. No less than 8 or more than 12 cloths, which may be of different colours and textures, provided by club. Decoy cloth must not be cloth nearest to handler. Otherwise as for Test A Scent Discrimination. Time limit 90 seconds.

40

Total: 225

12.5 Test C

12.5.1 Eligibility

Open

12.5.2 Commands

One command by word or signal, except where outlined in exercises 12.5.3.2, 12.5.3.5 and 12.5.3.6. Extra commands or signals will be penalised.

12.5.3 Exercise

Points

12.5.3.1 Heel Free.

As in Beginners with Left turns, Right turns, About turns and Circles permitted at normal, slow and fast pace. Combination turns, About turn right turn, Double about turn, Left about turn, Left about turn left turn and Double left about turn, figures of eight and weaves permitted at slow and normal pace only. Included once only in each course at normal pace an advanced stand, sit, and down – handler to walk with dog at heel, leaving dog standing (sitting or down) when steward commands, and continue forward alone without hesitation where directed by Judge. When handler returns to dog, both continue forward. Order of positions (same for each dog) at judge's discretion. Handler NOT permitted to give command as an order for dog to sit at each halt. When moving from each halt and when returning to dog in advanced stand, sit and down, handler may give command as an order for dog to heel.

60

12.5.3.2 Send away, drop and recall.

Dog to be sent away in direction indicated by judge. 1-4 markers clearly visible to dogs and handlers to be used. Markers to be placed on ground to define the send away drop area. After dog has been dropped handler will walk where directed by judge, recall dog to heel on command whilst walking away from the send-away area and both will continue forward until ordered to halt. No obstacle to be placed in path of dog. Simultaneous command and signal permitted in send away.

40

12.5.3.3 Retrieve

Retrieve any one article provided by judge. Article must not be injurious to dog. Article to be picked up easily by any breed of dog and clearly visible to dog. A separate similar article to be used for each dog. Handler not permitted to give article to dog. Handler's commands permitted (voice or signal) - otherwise as in Test A retrieve.

30

12.5.3.4 Distant Control.

On command from steward to handler, dog to sit, stand or down in one place, no less than ten paces from handler. Six instructions to be given in same order for each dog. Order of positions at judge's discretion. If dog should fail to achieve the correct position, (or ignores a command) then additional commands must be given until the dog achieves the correct position and there shall be no requirement for the handler to return their dog to the original position. Other penalties as in 13.5.7.1 still apply for all required positions. Exercise commences on steward's command "leave your dog". Return to dog as in stay exercises.

50

| | |
|----------------------------------------------------------------------------------------------------------------------------------------------------------------------------------------------------------------------------------------------------------------------------------------------------------------------------------------------------------------------------------------------------------------------------------------------------------------------------------------------------------------------------------------------------------------------------------------------------------------------------------------------------------------------------------------------------------------------------------------------------------------------------------------|-------------------|
| 12.5.3.5 Sit two minutes. As for Test B. | 20 |
| 12.5.3.6 Down five minutes. As in Test B. | 50 |
| 12.5.3.7 Scent discrimination. | |
| Judge's scent (not perfume) on piece of cloth no less than 150mm x 150mm and no more than 200mm x 200mm provided by judge. Separate similar cloth to be used for each dog, and a further cloth shall be provided by judge for each dog for giving scent. Method of taking scent at handler's discretion but judge may refuse to handle dog when giving scent to dog. Two decoy cloths to be used and given to decoy stewards as handler enters ring. Separate decoy cloths for each dog. No less than 8 or more than 12 cloths which may be of different colours and textures. Decoy cloth must not be cloth nearest to handler. Cloths (except those specified above) provided by club conducting Test or Trial. Time limit 60 seconds. Otherwise as for Test A Scent Discrimination. | 50 |
| | Total: 300 |

13. JUDGING OBEDIENCE

13.1 Application

Unless otherwise stated, these instructions apply to all Obedience Tests.

13.2 Penalties - Mandatory

13.2.1 General

13.2.1.1 Minimum

The minimum penalty for any fault is at the judge's discretion.

13.2.1.2 Fouling

Ring fouling of any description by a dog shall be penalised by the loss of 30 points off its total score for that test.

13.2.1.3 Extra commands

Extra commands and/or signals must be penalised unless otherwise specified.

13.2.1.4 Food or Training aids

The judge will disqualify the dog from that test if the handler uses or carries into the ring or working area in any test food, manufactured whistle, clicker, squeaky toy or other related training aid other than those required to complete the test.

13.2.1.5 Man-Handling Dog

Forcibly and manually placing or controlling a dog during an exercise shall be penalised by the loss of a minimum of 50 per cent of the points allocated to the exercise. Judges may however consider a lesser penalty for dogs competing in Beginners and Novice at Ribbon Trial level.

13.2.1.6 Exiting the ring

Exiting the ring not attached to a lead held by the handler shall be penalised by the deduction of a minimum 2 points off the total score for the test.

13.2.2 Deduction of All Points

Judges will deduct ALL POINTS allocated to an exercise as follows:

13.2.2.1 Test C Retrieve If article is given to dog.

13.2.2.2 Scent Discrimination (Test A, B and C)

If any command is given after dog reaches scent area and until dog passes scent area when returning to handler with correct cloth. If dog brings wrong cloth out of scent area. If dog brings wrong cloth out of scent area in addition to correct cloth. If dog fails to return and sit in front of handler with correct cloth within prescribed time limit.

In Test B, if the handler's cloth that goes into the scent area is given to dog.

13.2.2.3 Stay Exercises - Sit, Stand and Down.

All classes. If handler commands dog in any way during stay exercise after steward's command "Leave your dogs".

13.3 Discretionary Penalties

13.3.1 Judge's Discretion

All non-mandatory penalties are at the judge's discretion.

13.3.2 Quantum of Penalties

Judges will vary penalties upwards from the minimum mark according to magnitude of fault and, at the judge's discretion; penalties will be more severe in higher grades than in Beginners and Novice.

13.4 Faults and Disobedience

Although a fault should incur only one penalty, deliberate disobedience should be more heavily penalised, e.g. in Test B and C heelwork, dog is required to sit at each halt unless otherwise ordered. If dog fails to sit it has faulted but not disobeyed, and handler must give the command "sit", which will be penalised as for an extra command. If on receipt of command dog does not sit then it has disobeyed and there should be a double penalty.

13.5 Judging Specific Exercises

13.5.1 Heelwork

13.5.1.1 Faults

The following faults apply to all classes from Beginners through to Test C.

- . Tight lead - a serious fault
- . Lagging - failure to keep up with handler.
- . Anticipation - running ahead of handler, moving from halt prior to handler's command for dog to heel.
- . Heeling wide - moving out wide from handler.
- . Wide turns - failure to keep close to heel on turns.
- . Crooked sits - failure to sit close to handler's left leg and parallel to the direction in which handler is facing.
- . Stepping into dog at the halt.
- . Handler pushing with knee or leg on left turn. Dog colliding with or running into handler.
- . Excessive gaiety - continual jumping etc. (The essence of sound Obedience Training is that dogs should display keenness and love for their work but nevertheless continual frolicking must impair the efficiency of all exercises of movement).
- . Scoring for heel free shall be the same as for heel on lead.

13.5.1.2 Test C Heelwork

13.5.1.2.1 Markers

Markers - when markers are used in heelwork they should not be positioned to distract dogs in send away.

13.5.1.2.2 Advanced Sit-Stand-Down

A dog may not disobey a direct command and penalties should be made accordingly.

Judge may consider high penalties, as dog can be said to have failed that particular part of exercise. In this composite exercise judge apportions marks for each part and if allowance is, say, seven for one part, then this amount may be the penalty.

13.5.1.3 Combination Turns

A Combination Turn is any combination of turns including any commands which include a turn requiring the handler to take less than two paces between commands. Only those combination turns described in these regulations are permitted.

13.5.2 Recall

13.5.2.1 Principal features are the Stay until handler calls dog, the prompt response to handler's command or signal to come, and in Beginners and Novice, that dog shall sit in front until steward's command "finish".

13.5.2.2 Beginners and Novice:

The following faults apply:

- Slow response to come - dog should go to handler at a pace faster than a walk.
- Sits - failure to sit straight and/or close in front of handler in recall, failure to sit close to handler's left leg and parallel to direction handler is facing on finish.
- Poor finish - failure to stay close to handler on finish.
- Anticipation - movements before ordered to do so. If dog immediately follows handler when handler moves away and handler commands dog to stay and dog obeys and subsequently completes the exercise, penalty would be for an extra command. Penalty in this case may, however, be as high as 5 points. If dog runs to handler just before steward orders "Call your dog" penalty would probably be a minimum of two.

13.5.2.3 Test A: Faults, where they apply, as for Beginners and Novice.

13.5.3 Retrieve

13.5.3.1 The principal feature of this exercise is for the dog to retrieve promptly.

13.5.3.2 The following faults apply:

- . Anticipation.
- . Excessively slow - dog should go out and back at a pace faster than a walk.
- . Excessive mouthing.
- . Dropping dumbbell.
- . Poor finish.
- . Sits - as for Recall. If handler has to reach out to take dumbbell this should incur a penalty. Handlers with small dogs may bend down but they should not have to reach out.

13.5.3.3 Minor faults:

- . Dog carrying dumbbell by one end.
- . Handler taking dumbbell from dog with one hand.

13.5.4 Send Away

The principal requirement is that the dog will go out at a pace faster than a walk and should continue directly forward without pausing or looking back. The paramount consideration should be that dog makes the distance. Judges must ensure that the direction and point at which the dog must be dropped and route handler is to walk are made clear to each handler before commencement of exercise. Handler may face dog in required direction before commencing exercise. Handler is permitted to place a hand in front of dog's head and extend their arm at the same time as they command dog to go out but there must not be any prolonged motioning. Handler may bend forward but must stand straight as soon as verbal command has been given. If handler wishes to give dog an extra command to re-direct dog a simultaneous verbal command and a directional signal are permitted.

13.5.5 Scent Discrimination

13.5.5.1 Principal Feature

The principal feature of this exercise is selection of handler's (or judge's in Test C) cloth from among the other cloths and prompt carrying of cloth to handler.

13.5.5.2 Judge's Responsibilities

Judge must ensure that cloths are properly separated before dog is sent out. Judges should, if practicable, not go into area after cloths have been placed there.

13.5.5.3 Provision of Cloths

All scent cloths, except Test C judge's and Test A handler's shall be provided by the club conducting the test or trial.

13.5.5.4 Distances in Scent

The first cloth should be at least one metre from the front of the scent area, cloths should be a minimum distance of 600mm apart and a maximum distance of 1000mm apart and handler should be 8 - 10 paces from the scent area.

13.5.5.5 Faults

The following faults apply:

- . Anticipation.
- . Excessively slow - dog should go out and back at a pace faster than a walk.
- . Excessive mouthing.
- . Dropping cloth
- . Sits - as for Retrieve
- . Poor finish
- . Disqualification faults

13.5.5.6 Specifications for Cloths

Cloth should consist of a single layer of fabric and measure no less than 150 mm x 150 mm and no more than 200 mm x 200 mm.

13.5.6 Stay Exercises

13.5.6.1 Principal Requirement

The principal requirement is that dogs stay in position and remain in stand, sit or down, whichever is required. Although it is important that dog shall stay where handler left it, retention of posture is important. Fighting by dogs or some exceptional occurrence may be considered by the judge to demand special treatment.

13.5.6.2 Deduction of Points

In stay exercises in all tests the deduction of points shall be in proportion to the time that the fault occurred.

13.5.6.3 Distractions

13.5.6.3.1 Test A - Sit and Down

Distractions, if employed, shall be limited to walking past and around dogs.

13.5.6.3.2 Test B and C - Sit and Down Judges are forbidden to:

- Throw or roll any article in such a way that it can roll or strike against any dog; Discharge firearms, starting pistols or fireworks
- Use commands normally employed preparatory to the commencement of the exercises, viz "Sit", "Down" or "Stand"
- Jump over or run over dogs
- If umbrellas or flapping articles are employed these must first be opened or agitated in front of dogs at a point approximately equidistant from all dogs

13.5.6.4 Set-up of Dogs for Stays

Stay exercises in all tests must be conducted with all dogs in a single straight line parallel to the ring boundary. Adjacent dogs must be separated by at least 1.5 metres (centre to centre) Stays should be split, if necessary, to meet these requirements.

13.5.7 Distant Control

13.5.7.1 For each of the six changes of position penalties shall be as follows:

Failure of dog to achieve correct position on first command including penalty for extra command – up to 4 points (total)

Failure of dog to achieve correct position after two or more commands – 8 points (total).

13.5.7.2 The permissible distance of movement in total forwards or backwards is half a body length of the dog

13.5.7.3 A handler that steps off the spot before the six positions have been successfully completed will lose 50 points.

14. General Provisions for the Conduct of Tests

14.1 Commencement

At the commencement of the following exercises in all classes, handler stands with dog sitting at heel:

- . Heelwork.
- . Retrieve.
- . Scent Discrimination.
- . Send Away.

At the commencement of the following exercise, handler stands with dog at heel in either sitting or down position:

- . Recall

In all other exercises, exercise commences with dog in position determined by judge.

14.2 Definition of "Command"

Talking to dog by handler, snapping the fingers, slapping the side, stamping the feet, or whistling are regarded as commands. Handlers should refrain from head and body movements as these can be interpreted as commands except in Beginners and Novice.

14.3 Commands or Signals

Before commencing any exercise, handler may give any commands or signals to dog that he wishes. Handler may praise dog between exercises.

14.4 Use of Name of Dog

Handler may use dog's name once with each command or signal.

14.5 Man-handling Dog

Forcibly and manually placing or controlling dog in any exercise is subject to penalty.

14.6 Entering and exiting the ring

All dogs must enter the ring under control, exit the ring attached to the lead held by the handler. During exercises not requiring the lead it may be placed completely in the handler's pocket or left on a receptacle at the ring entrance. This control must be maintained until well clear of the entrance.

14.7 Use of Lead and other equipment.

14.7.1 Exercises without a Lead

In exercises without a lead, collar or choker must be left on at all times.

14.7.2 Placement of Leads

Where the lead is not required in exercises, it may be left with the steward, or left outside the ring, or placed completely in the handler's pocket until the exercises are finished, but never worn outside the handler's clothing.

14.7.3 Other equipment

Muzzles, halties and footwear are not permitted. Exhibitor could be granted exemption from this prohibition by the Show Manager upon production of proof by the exhibitor that footwear was a veterinary requirement.

Dog coats shall be permitted in the stay exercises at handler's discretion. If the dog enters stays wearing a coat, it must remain on until it exits the ring.

14.7.4 Stay Exercises

Dogs are brought into the ring and leave the ring on the lead. During the exercise the lead is removed until the exercise is completed.

14.8 Handling of Lead

The lead must be held but whether in the right or left hand is a matter of choice for the handler.

14.9 Talking to Dog

In Beginners and Novice, handlers are permitted to avoid faults by talking to and encouraging their dogs except where laid down in these Regulations. Handlers are advised to take full advantage of this privilege.

14.10 Definition of "Finish"

Dog to move behind handler from handler's right to left and sit at heel position. No command or signal for sit to be given except in Beginners and Novice.

14.11 Run Offs

14.11.1 Must be Held

Run-offs must be held if more than one dog obtains the same points on any placing for which prizes, trophies, awards or sashes are to be contested.

14.11.2 Composition

Run-offs shall consist of one or more exercises pertaining to that test.

14.12 Walking the Course

Prior to the commencement of each test the judge, or any other person not entered in that test and nominated by the judge, must walk the heel course following the steward's commands. Where the on and off lead work are not the same, both patterns must be walked. A dog may accompany the person walking the course provided the dog is not entered in any test on that day. At the conclusion of walking the course the test may commence after an interval of at least 5 minutes or as mutually agreed between the first handler and the judge.

15. INSTRUCTIONS TO CLUBS

15.1 Judging Ring

The judging ring for Obedience Tests should be at least 18mts x 18mts, if rope, consist of two levels of rope, and if practicable should be separate from the breed judging ring. If outdoors, grass should be mown and loose clippings removed. No person or dogs (or other animals) should be allowed within the ring before judging commences. If ring has been used previously for breed judging, if practicable, it should be thoroughly cleaned before Obedience Tests commence. If practicable, clubs should arrange a special area for Test C Scent Discrimination.

15.2 Stewards

15.2.1 Ring and Call Stewards

Judges must be assisted by one or more stewards. These are a Ring Steward, who gives orders to handlers, and a Call Steward in the assembly ring.

15.2.2 Ring Steward to Officiate for All Entries

Unless there are exceptional circumstances Ring Stewards should officiate for all entries in any tests for which they have been appointed.

15.2.3 Stewards to Be Competent

Where stewards are supplied by clubs, the Test Manager must ensure that stewards appointed to assist the judge understand the Regulations concerning tests for which they have been appointed and are fully conversant with orders etc. to be given to handlers.

15.3 Assembly Rings

Where practicable Test Managers should provide a suitable assembly ring where dogs and handlers can assemble prior to and during a test or trial.

15.4 Shade

If practicable, Test Managers should arrange shade over outdoor rings for the Stay exercises during hot weather.

15.5 Entries may not be refused based on excessive number of entries for a particular test. In the event that entries exceed maximum numbers as provided for in 8.2.3, clubs must split the test by equal balloting and use the scheduled reserve judge. Handlers are not eligible for a refund if the test is split, unless a non-scheduled judge is used.

16. THE ORDERS FOR EXERCISES BY STEWARDS IN OBEDIENCE TESTS

16.1 Clarity

All orders or signals given to handlers shall be sufficiently clear and distinguishable for handlers to follow.

16.2 Commencement and Finish

Steward commences each exercise with "Are you ready?" and ends each exercise with "Exercise finished".

16.3 Heel on Lead and Heel Free

16.3.1 Orders

Orders for these exercises are:

"Forward", "Halt", "Right turn", "Left turn", "About turn"

16.3.2 Additional Orders

Additional Orders for the exercise in which they apply: "Normal pace", "Fast pace", "Slow pace", "Into the figure of eight", "Stand your dog", "Down your dog", "Sit your dog", "Left about turn", "Left hand circle", "Right hand circle", "Straight ahead", "Double about turn", "About turn right turn", "Left about turn left turn", "Double left about turn", "Into a weave".

16.3.3 Repeated Orders

These orders may be given in any order and may be repeated, if necessary, as determined by judge.

16.4 Recall

16.4.1 Beginners and Novice

Orders for this exercise are:

"Leave your dog", "Halt", "About turn", "Call your dog", "Finish".

16.4.2 Test A

Orders for this exercise are:

"Leave your dog", "Call your dog", "Halt", When required "Right Turn" or "Left Turn" or "Straight Ahead" orders to handlers as determined by judge.

16.5 Retrieve

Orders for this exercise are:

"Throw it", "Send your dog", "Take it", "Finish"

16.6 Scent Discrimination

Orders for this exercise are:

"Give your dog the scent", "In your own time send your dog", "Take it", "Finish".

16.7 Send away

Orders for this exercise are:

"Give your dog the direction, stand upright and in your own time send your dog", "Forward" (thereafter orders to handler as determined by judge), "Halt".

16.8 Distant Control

Orders for this exercise are:

"Leave your dog", "Halt", "About turn", then follows positions (communicated to handler as directed by Judge), "Return to your dog".

16.9 Sit, Stand and Down Stays

Orders for these exercises are:

"Last command", "Leave your dog", "Back to your dog". (The order "Last command" must not be used for any exercises other than the Sit, Stand and Down stay exercises.)

G COMPANION DOG TRIALS

17. GENERAL PROVISIONS

17.1 Qualifications

Companion Dog Trials are tests which set criteria of achievement for the dog. If these criteria are met, the dog is awarded the title for that test. The tests also set a higher criterion which, if achieved, result in an excellent grade in that test.

17.2 Conduct of Companion Dog Trials

Companion Dog Trials are conducted by the Regions under the control of the Region Representative. The Region Representative may delegate the conduct of Companion Dog Trials to any society (including specialist breed societies), or individual.

There shall be no limit to the number of CD trials conducted within a Region.

17.3 General Provisions

Where applicable, the provisions of Section B (General) apply to Companion Dog Trials.

17.4 Entry Fees

Entry Fees as set by each Region shall be charged for Companion Dog Trials.

17.5 Trials Cards

All dogs obtaining qualifying marks will be issued with New Zealand Kennel Club Trials Card by the organizers of the trial at the time of competition. No title can be used until confirmed by the New Zealand Kennel Club.

17.6 Eligibility For Entry

Once a dog has qualified Companion Dog Excellent at any level, they shall be permitted to enter at the same or higher level. Dogs must have qualified CD or CDX to compete in CD Silver, and CDX Silver to compete in CD Gold.

Dogs that currently have a CDX title (without a Silver/Gold endorsement), shall be permitted to compete in CD trials again.

18. APPROVED COMPANION DOG TRIALS

18.1 General Information

18.1.1 Fouling

Ring fouling of any description by a dog shall be penalized by the loss of 30 points from the total score for the test being conducted.

18.1.2 Withdrawal From Trial

The handler must inform the Trials Judge if they intend to withdraw from the trial once they have commenced running in the trial.

18.1.3 Qualification Points

A minimum score of 50% in each exercise is compulsory.

For a CD degree 75% of the total points is required or for a CDX degree 90% of the total points is required.

18.1.4 Heel Patterns; Scent Patterns

Mandatory heel and scent patterns, pertinent to each CD trial, shall be used.

A preview of these patterns shall be available (upon application) from the Region Representative and/or any NZKC registered Dog Training Society. They may also be viewed on the official NZKC web page.

18.2 Companion Dog Trial - CD

18.2.1 Exercises

18.2.1.1 Temperament Test

Dog is left standing while handler walks no less than five paces away.

Judge to make short examination of dog as for show ring.

A word or two of assurance/command may be given by handler as Judge approaches dog.

18.2.1.2 Heel Free

The same course pattern shall be applied for all CD trials.

Handler shall be permitted to give one simultaneous command and signal as an order for dog to sit at each halt and when moving from each halt as an order for the dog to heel.

20

18.2.1.3 Recall from Sit or Down position at handler's choice.

When told to leave dog, handler to walk in a clockwise circle. Steward to give command "Call your dog" while handler is walking away from dog. Handler is to recall dog to heel, and both continue walking until ordered to halt.

10

18.2.1.4 Retrieve handler's wooden or synthetic dumbbell.

Handler not permitted to command dog to sit when it presents the dumbbell but is permitted to give a word of command to release it.

25

18.2.1.5 Drop on recall.

Course is to be approximately 17 metres in length.

On command from steward; the handler will leave dog either in the sit or down position and walk to the end of the course. On steward's command, handler will call dog, and give command for dog to drop approximately half way. After 10 seconds, the steward will order the handler to recall dog and finish exercise. Of paramount consideration is that the dog promptly obeys the command to drop, but it should be within approximately three dog lengths.

15

18.2.1.6 Stand one minute.

Handler in sight and facing away from their dog, at no less than 10 paces.

Handler may give one simultaneous command and signal as an order for the dog to stay immediately after the steward's command "Last Command".

On return to their dog, handler is to walk around their dog to the heel position.

Timing commences on steward's command "Leave your dog" and ends on steward's command "Exercise finished". Dog must remain standing for the first 30 seconds to qualify.

15

18.2.1.7 Sit One minute.

Handler in sight; facing away from their dog, at no less than 10 paces.

Handler may give one simultaneous command and signal as an order for the dog to stay immediately after the steward's command "Last Command".

On return to their dog, handler is to walk around their dog to the heel position.

Timing commences on steward's command "Leave your dog" and ends on steward's command "Exercise finished". Dog must remain sitting for the first 30 seconds to qualify.

15

18.2.1.8 Down Five minutes.

Handler out of sight.

Handler may give one simultaneous command and signal as an order for the dog to stay immediately after the steward's command "Last Command".

On return to their dog, handler is to walk around their dog to the heel position.

Timing commences on steward's command "Leave your dog" and ends on steward's command "Exercise finished". Dog must remain down for first the 2 minutes 30 seconds to qualify.

30

18.2.1.9 Scent Discrimination.

Handlers scent (not perfume) on handler's cloth, no less than 150mm x 150mm and no more than 200mm x 200mm.

Eight cloths of varying colours and textures provided by the club, and the handler's cloth, are to be placed in a rough circle. Decoy cloths are not permitted.

Handler is permitted to see where their cloth is placed, but their dog must be turned away from the cloth. Dog must be facing the cloths before the steward gives the command "In your own time, send your dog". Handler to stand upright before giving the command to scent.

After dog passes a point (scent area) defined by the judge and communicated to the handler, no further command is permitted until it passes the scent area on the way back with the correct cloth.

Handler is not permitted to command their dog to sit, when it presents the cloth. However, handlers are permitted to give a word of command, as an order to the dog to release the cloth.

Timing commences when the handler commands their dog to find the cloth and ends when the dog sits in front of the handler with the correct cloth.

Time limit to complete the exercise is 90 seconds.

30

Total 175

18.3 Companion Dog Trial - CD Silver

18.3.1 Exercises

18.3.1.1 Heel Free

From a selection of three mandatory heel course options, the judge shall choose a singular heelwork course. The same course is to be completed by all competitors entered for that trial.

Except where outlined for Sendaway, Stay and Scent exercises, one command by word or signal shall be permitted when moving forward from each halt and at any change of pace.

No command is permitted as an order for the dog to sit at each halt.

40

18.3.1.2 Sendaway.

Dog must be sent straight out from handler, (but NOT corner to corner), a distance of no less than 18 metres, to an area marked with 3-4 markers, clearly visible to dogs and handlers

Markers are to be either coloured soccer tees or coloured cones; supplied by the hosting Region; and used to define a Sendaway drop area of no less than 1.5 meters square. After dog has been dropped, handler will walk to the Sendaway area, about turn, and recall (upon steward's command), their dog to heel, whilst walking away from the Sendaway area. Both will continue forward until ordered to halt.

No obstacle is to be placed in the path of dog or handler.

A simultaneous command and signal is permitted in sending the dog.

40

18.3.1.3 Retrieve.

Judge shall predetermine, from a selection of five different articles provided by the Region, which article is to be used for the impending trial.

Approved articles are: soft glove (not latex or rubber); 20cm hose pipe; Piece of rope tied in a knot; Rolled and banded newspaper; Soft fabric novelty (soft toy).

A separate identical article must be used for each dog.

The same identical article must be used by all competitors entered for that trial.

Handler not permitted to command dog to sit when it presents the article but is permitted to give a word of command to release it. *Handler not permitted to give article to dog.*

25

58

18.3.1.4 Sit Two minutes.

Handler out of sight.

Handler may give one simultaneous command and signal as an order for the dog to stay immediately after the steward's command "Last Command".

On return to their dog, handler is to walk around their dog to the heel position.

Timing commences on steward's command "Leave your dog" and ends on steward's command "Exercise finished". Dog must remain sitting for the first 60 seconds to qualify.

10

18.3.1.5 Down Five minutes.

Handler out of sight.

Handler may give one simultaneous command and signal as an order for the dog to stay immediately after the steward's command "Last Command".

On return to their dog, handler is to walk around their dog to the heel position.

Timing commences on steward's command "Leave your dog" and ends on steward's command "Exercise finished". Dog must remain down for first the 2.5 minutes to qualify.

40

18.3.1.6 Scent Discrimination.

From a selection of three mandatory scent pattern options, judge shall choose one to be completed by all competitors entered for that trial.

Cloths of varying colours and textures, provided by the club are to be used for the chosen pattern.

Cloths of the same colour and texture are to be used as decoy cloths.

One or two cloths (at handler's choice), of the same colour and texture for each handler is to be given to the handler upon their entry to the ring. Simultaneously, two decoy cloths are prepared.

Separate decoy and handler's cloths are to be used for each dog.

Cloths are to be no less than 150mm x 150mm and no more than 200mm x 200mm.

Handler is not permitted to give the cloth going into the scent area to their dog.

Handler permitted to see where cloth is placed, but dog must be turned away from cloth. Dog must be facing the cloths before the steward gives the command "In you own time, send your dog". Handler to stand upright before giving the command to scent. After dog passes a point (scent area) defined by the judge and communicated to the handler, no further command is permitted until it passes the scent area on the way back with the correct cloth.

Handler is not permitted to command their dog to sit, when it presents the cloth. However, handlers are permitted to give a word of command, as an order to the dog to release the cloth.

Timing commences when the handler commands their dog to find the cloth and ends when the dog sits in front of the handler with the correct cloth.

Time limit to complete the exercise is 90 seconds.

40

Total 195

18.4 Companion Dog Trial - CD Gold

18.4.1 Exercises

18.4.1.1 Heel Free

From a selection of three mandatory heel course options, the judge shall choose a singular heelwork course. The same course is to be completed by all competitors entered for that trial.

No command is permitted as an order for the dog to sit at each halt.

When moving from a halt, and when returning to a dog left in the advanced stand; sit; or down position, handler may give a single command as an order for the dog to heel.

60

18.4.1.2 Sendaway.

Dog must be sent straight out from handler, a distance of no less than 18 metres, to an area marked with 1-4 markers, clearly visible to dogs and handlers

59

Markers are to define a Sendaway drop area of no less than 1.5 square meters.
After dog has been dropped, handler will walk toward their dog as directed by the judge, and recall (upon steward's command), their dog to heel, whilst walking away from the Sendaway area. Both will continue forward until ordered to halt.
No obstacle is to be placed in the path of dog or handler.
A simultaneous command and signal is permitted in sending the dog.

40

18.4.1.3 Retrieve.

Any one article provided by the judge.
Articles must be easy to pick up; clearly visible to any breed of dog and must not be hazardous to the dog. A separate identical or similar article must be used for each dog.
Handler not permitted to command dog to sit when it presents the article but is permitted to give a word of command to release it. *Handler not permitted to give article to dog.*

30

18.4.1.4 Distant Control.

From a distance of no less than ten places from their dog, the handler is, upon command from the steward, to instruct their dog to sit; stand; or down.
In an order predetermined by the judge, six instructions are to be given, in the same order for each dog.
Should a dog fail to achieve the correct position commanded, repeated commands must be given until the position is achieved.

50

18.4.1.5 Sit Two Minutes

- as for CD Silver

20

18.4.1.6 Down Five Minutes

- as for CD Silver

50

18.4.1.7 Scent Discrimination.

From a selection of three mandatory scent pattern options, judge shall choose one to be completed by all competitors entered for that trial.
Cloths of varying colours and textures, provided by the club are to be used for the chosen pattern.
Cloths of the same colour and texture are to be used as decoy cloths.
Judge is to provide each handler with a cloth of the same colour and texture after an identical cloth is placed in the scent pattern.
Method of taking the judge's scent cloth is at handler's discretion, but judges retain the right to refuse any physical contact with the handler's dog.
Two decoy scented cloths are placed in the scent pattern at the same time as the judge's first cloth is placed.
Separate decoy and judge's cloths are to be used for each dog.
Cloths are to be no less than 150mm x 150mm and no more than 200mm x 200mm.
Handler permitted to see where cloth is placed, but dog must be turned away from cloth. Dog must be facing the cloths before the steward gives the command "In your own time, send your dog". Handler to stand upright before giving the command to scent.
After dog passes a point (scent area) defined by the judge and communicated to the handler, no further command is permitted until it passes the scent area on the way back with the correct cloth.
Handler is not permitted to command their dog to sit, when it presents the cloth. However, handlers are permitted to give a word of command, as an order to the dog to release the cloth.
Timing commences when the handler commands their dog to find the cloth and ends when the dog sits in front of the handler with the correct cloth.
Time limit to complete the exercise is 60 seconds.

50

Total 300

60

19. STEWARDS' COMMANDS IN COMPANION DOG TRIALS

19.1 Clarity

All orders or signals to handlers shall be sufficiently clear and distinguishable for handlers to follow.

19.2 Commencement and Finish

All exercises except for Sendaway and Scent Discrimination commence with the command "Are you ready".

All exercises end with the command "exercise finished".

19.3 CD Stewards' Commands

19.3.1 Temperament Test

"Leave your dog"; "Halt"; "About turn"; "Return to your dog"

19.3.2 Heel Free

Orders for this exercise in which they apply are:

"Forward"; "Right Turn"; "Left Turn"; "About Turn"; "About turn/Right turn"; "Left about turn/Left turn"; "Left about turn"; "Double about turn"; "Left hand circle"; "Right hand circle"; "Straight ahead"; "Halt"; "Normal pace"; "Slow pace"; "Fast pace"; "Stand your dog"; "Sit your dog"; "Down your dog";

19.3.3 Recall

Commands for this exercise are:

"Leave your dog"; "Call your dog"; "Halt".

19.3.4 Retrieve

Commands for this exercise are:

"Throw it"; "Send your dog"; "Take it"; "Finish".

19.3.5 Drop On Recall

Commands for this exercise are:

"Leave your dog"; "Halt"; "About turn"; "Call and drop your dog", "Call your dog", Finish.

19.3.6 Distant Control

Orders for this exercise are:

"Leave your dog"; "Halt"; "About Turn", then followed by positions (communicated to handler as directed by Judge). "Return to your dog".

19.3.7 Stand; Sit; and Down Stay

Commands for this exercise are:

"Last command"; "Leave your dog"; Back to your dog".

19.3.8 Scent Discrimination

Commands for this exercise are:

"Give your dog the scent"; "Stand upright and in your own time send your dog"; "Take it"; Finish"

20. MANDATORY PENALTIES APPLICABLE FOR COMPANION DOG TRIALS

20.1 All Exercises

In all exercises extra commands or signals will incur a penalty of 1 point. An extra command must be given to a dog failing to obey an order. After three such commands dog will be deemed to have failed the exercise.

Unless otherwise specified, to attain uniformity, judges will instruct stewards to leave dogs in position for as near as possible to five seconds between each command.

20.2 Temperament Test

A dog which snaps at judge will be disqualified.

20.3 Heel Free

- Slight lagging – minimum of 0.5 point after each steward's command.
- Continuous lagging – minimum of 1 point after each steward's command.
- Wide turns – 0.5 points
- Extremely wide turns – 1 point.
- Handler adapting pace to suit dog – 1 point.
- Failure to change pace – failure of exercise
- Slow sit – 0.5-1 point depending on degree.
- Crooked sit – 0.5 point.
- Extremely crooked sit – 1 point.
- Failure to attain advanced heel position on first command – 4 points.
- Failure to attain advanced heel position on first extra command – 6 points.
- Failure to attain advanced heel position on second extra command – 8 points.

20.4 Drop on Recall:

- Dog not dropping within three dog lengths after command to do so is given – 5-10 points, depending on degree.

20.5 Sendaway:

- Dogs dropped in an area greater than 6 metres from the designated Sendaway box – failure of exercise.
- Anticipation - 1-5 points depending on degree.
- Extra command – minimum of 1 point.
- Dog looking back – minimum of 1 point.
- Dog stopping – 1 point.

20.6 Retrieve:

- Anticipation - 1-5 points depending on degree
- Untidy pickup of dumbbell/article – minimum of 1 point.
- Mouthing of dumbbell/article – minimum of 1 point.
- Dropping Dumbbell/Article – minimum of 1 point.
- Failing to make a prompt return with dumbbell/article – minimum of 1 point.
- Failure to deliver dumbbell/article to hand – minimum of 5 points.

20.7 Distance Control:

- For each of the six changes of position, penalties shall be as follows:
- Failure to achieve position on first command – 4 points.
- Failure to achieve position on second command – 8 points.
- Movement from dogs original placement – minimum of 1 point per half dogs body length, in any direction.
- Handler leaving their command position prior to all six positions has been achieved by their dog – failure of exercise.

20.8 Sit, Stand, Down Stay:

- Points for each will be divided by length of time of stay.

20.9 Scent Discrimination:

- Anticipation – 1 – 5 points depending on degree.
- Mouthing of cloth – minimum of 1 point.
- Dropping cloth – minimum of 1 point.
- Failing to make a prompt return with cloth – minimum of 1 point.

- Failure to deliver cloth to hand – minimum of 5 points.
- If any command is given after dog reaches scent area and before they pass the scent area upon returning to handler with correct cloth – failure of exercise.
- Dog brings wrong cloth out of scent area – failure of exercise.
- Dog brings wrong cloth out of scent area in addition to correct cloth - failure of exercise.
- Dog fails to return and sit in front of handler with correct cloth within prescribed time limit - failure of exercise.

20.10 Other faults:

All other faults will be penalized at judge's discretion.

H. WORKING TRIALS

21. GENERAL PROVISIONS

21.1 Qualifications

Working Trials are tests which set a criterion of achievement for the dog. If this criterion is met the dog is awarded the title for that test. The tests also set a higher criterion which if achieved result in an excellent grade in that test.

The Working Trials are:

- . Utility Dog Trial (UD).
- . Working Dog Trial (WD).
- . Tracking Dog Trial (TD).
- . Tracking Trials (TT).

21.2 Conduct of Working Trials

Working Trials are conducted by the Regions under the control of the Region Representative. The Region Representative may delegate the conduct of Working Trials to any society or individual.

21.3 General Provisions

Where applicable, the provisions of Section B (General) apply to Working Trials.

21.4 Entries

The closing date for Working Trials should be at least 21 days prior to the date of the Trial. No UD, WD or TD entry shall be accepted unless it has the dog's prerequisite qualification stated on the entry form. Entries received after closing date may be accepted if the entries have been made in good faith and under circumstances that prove reasonable excuse for delay. No entry, however, shall be accepted later than one week prior to the day of the Trial.

21.5 Entry Fees

Entry Fees as set by each Region shall be charged for Working Trials.

21.6 Notification of Venue

Trials competitors must be advised of the whereabouts of each trial and the time of the commencement of the Trial each day by the organising Region Representative or club.

21.7 Trials Cards

All dogs obtaining qualifying marks will be issued with New Zealand Kennel Club Trials Cards by the organisers of the trial at the time of competition. No title can be used until confirmed by the New Zealand Kennel Club.

21.8 Eligibility For Entry

UD, WD, TD Trials

UD, WD and TD Trials are competitive and qualifying and qualified dogs are permitted to enter subsequent UD, WD and TD Trials excepting that dogs which have qualified TD are not eligible to compete in UD Trials.

21.9 Second Handler for Working Trials

A change of handler for physically challenging exercises i.e. WD or TD Leash Track will be permitted provided prior approval has been obtained from the Working Trial Sub Committee.

22. APPROVED WORKING TRIALS

22.1 General Information

The following applies to UD, WD, TD and TT Trials.

22.1.1 Jump Specification

(Plans available on request from New Zealand Kennel Club.)

22.1.1.1 Clear Jump:

The clear jump will consist of two 1200mm high uprights 1500mm apart with fill in boards to allow adjustments every 25mm from 300mm up to a maximum height of 900mm. The fill in boards may be painted white.

22.1.1.2 Scale Jump:

The scale jump will consist of two grooved uprights at least 1800mm high and 1500mm apart and unpainted chamfered fill in boards of several sizes in order to provide adjustment for each 50mm up to 1800mm. The scale jump is to be provided with a sloping ramp with a non-slip surface on the rear side for the dogs to land on. The ramp must be of the same width and colour as the scale jump and be 1700mm long for dogs jumping 1500mm and above and be 1300mm long for dogs jumping less than 1500mm, and be fitted not more than 600mm from the top of the scale jump.

22.1.1.3 Long Jump

The long jump will consist of five separate hurdles spaced so as to make the jump a maximum of 2700mm overall, the first board to be at least 150mm high at the back, 95mm at the front and 1300mm wide. The five sections to be built to telescope and painted white.

The long jump consists of five white painted elements which fit together concertina style and extend up to a maximum of 2700mm. Construction is from tanalised timber with legs made of 200x25mm fence paling, front bracing 50x25mm timber and top board a depth of 250mm made of wood. The front height, rear height and the width of each element is as follows:

Element 1: 50mm; 140mm; 1200mm

Element 2: 100mm; 190mm; 1260mm

Element 3: 150mm; 240mm; 1320mm

Element 4: 200mm; 290mm; 1380mm

Element 5: 250mm; 340mm; 1440mm

A tolerance of plus or minus 5mm is allowed.

22.1.2 Fouling

There shall be a deduction of points at discretion of the judge, such points to be deducted from the total points awarded.

22.1.3 Order of Tracks

Order of tracks shall be decided by ballot.

22.1.4 Competitors Not to View Laying of Tracks

Competitors may, with approval of the judge, be allowed to watch running of tracks, but must NOT be in the area or in a position to see the laying of their own tracks. Failure to observe this regulation will result in dog and handler being disqualified.

22.1.5 Areas Out of Bounds

Except for the jumps, the area used for running of any exercise is out of bounds to all competitors for practice and exercise, from time of commencement of trial until its completion.

22.1.6 Food or Training Aids

If food or training aids other than those required to complete the exercise are used or carried into the ring or working area in any exercise the judge will disqualify handler and dog from the exercise except that in UD, WD, TD and TT nose work exercises an article approved by the judge is permitted.

22.1.7 Down Stay

Fighting by dogs or some exceptional occurrence may be considered by judge to demand special treatment.

22.1.8 Height of dog

22.1.8.1 Height of dog is as measured at top of shoulder with a standard measuring stick.

22.1.8.2 Dog to be measured by Region Representative or nominee or a trials judge who will issue a permanent Certificate of Measurement as supplied by New Zealand Kennel Club. An official agility measure is acceptable.

22.1.8.3 A permanent Certificate of Measurement may not be issued for a dog before it reaches 2 years of age.

22.1.8.4 The owner of the dog has the right of appeal to the Dog Training Committee against the measurement.

22.1.9 Withdrawal From Trial

The handler must inform the Trials Manager and Judge if they intend to withdraw from the trial once they have commenced running in the trial.

22.1.10 General Conditions for WD, TD and TT

22.1.10.1 Use of Leads and Collars

Collars are allowed in all exercises.

Leads may be used for moving into control exercises, stays, seek-backs, searches and all tracks.

Leads must be used for moving in and out of but not during stay exercises.

Leads may be left with the steward, outside the exercise area, or completely inside but not outside clothing.

22.2 Utility Dog Trial (UD)

22.2.1 Eligibility to Enter

22.2.1.1 Dogs under 24 months of age are not eligible to compete (by reason of physical immaturity for jumping).

22.2.1.2 Dogs which have qualified TD are not eligible to compete in UD.

22.2.2 Qualification Points

A minimum score of 50% in each exercise is compulsory except for Exercise 22.2.4.6 where 150 points out of 200 allocated for this exercise are required for qualification. For a UD degree 75% of the total points is required or 262.5, and for a UDX degree 90% of the total points is required, or 315.

22.2.3 Commands

One command by voice or signal except where otherwise specified

22.2.4 Exercises

Points

All exercises other than 22.2.4.4 will be taken individually. The following exercises commence with the dog sitting at heel: 22.2.4.1, 22.2.4.2, 22.2.4.3.1, 22.2.4.3.2; 22.2.4.5

22.2.4.1 Heel Free as for Test B, plus figure of eight around two people 1500-2000mm apart. Changes of pace must be definite. The precision required in Test B is not required in trials, but dogs must be attentive to handler and maintain a reasonable heel position at all times.

25

22.2.4.2 Send away drop and recall:

The send away area should be at least 20 metres from the heelwork and jumps area, and the direction of the send away must be away from the heelwork and jumps area. Dog to be sent straight out from handler a distance of no less than 36 metres or more than 54 metres to an area marked with natural markers, which will also be used to mark the side limits 20 metres to the left and right of the centre line. Dogs can be re-directed to be within the marked area after the distance is reached outside the markers. Dog to be sent out in a straight line, dropped by the handler, recalled to start, sit and finish. Simultaneous command and signal permitted.

25

Explanatory Notes: -The principal requirement is that dog will go out at a smart pace (faster

than a walk) and should continue directly forward without pausing or looking back. The paramount consideration should be that dog makes the distance. It is recommended that if the send away has to be set up immediately prior to commencement of the exercise, the natural markers should be placed from the rear of the send away area with no walking permitted along the line between the markers at the 40 metres distance point.

22.2.4.3 Jumps: The jumps provided for the trial must meet the specifications laid down in these Regulations. Handlers are permitted to practise the jumps at the height appropriate for their dog, with the jumps in the same position as they will be in the trial. Second attempts permitted for a maximum of half points. Handlers will be advised if a second attempt is required. Handlers may elect to attempt an alternative jump before having a second attempt at the failed jump. A dog which stops after a jump but does not assume the selected position should lose points but not fail the exercise.

22.2.4.3.1 Clear Jump: Retrieve handler's wooden or synthetic dumbbell over clear jump approximately twice height of dog at shoulder. Judges, at their discretion, will order the most appropriate height for each dog. Exercise commences at a distance from jump to be decided by handler. When sending dog over jump handler may give two commands as an order to send dog over jump and retrieve dumbbell. Commands for return jump will be penalised. On return dog to sit in front of handler and finish. Otherwise, handler's commands as in Test B. Dogs touching the jump will be penalised.

20

22.2.4.3.2 Scale Jump: Over wooden scale jump three times height of dog at shoulder (maximum 1800mm). One simultaneous command and signal permitted to send dog over scale. Dog to scale jump and proceed down ramp and stand, sit or down, at handler's discretion. Selected position to be communicated to judge before exercise commences. Command permitted as an order to dog to stand, sit or down. Dog to remain in selected position until steward gives order "Exercise Finished". Handler will stand in any position as may be allowed by judge but at no time will handler be permitted to stand forward of scale.

20

22.2.4.3.3 Long Jump: Length four times height of dog at shoulder (maximum 2700mm). Three elements are to be used for dogs under 350mm shoulder height, four elements for dogs 350 to 450mm shoulder height and all five elements for dogs over 450mm shoulder height.

Distance from jump before commencing exercise at handler's discretion. Dog to complete long jump and stand, sit or down at handler's discretion. Selected position to be communicated to judge before exercise commences. Command permitted as an order to dog to stand, sit or down. Dog to remain in selected position until steward gives order "Exercise Finished". One command and signal permitted, and handler permitted to use one of or a combination of the following methods:

- Send dog from heel position
- Leave dog sitting, go to near end of jump and give command from this position.
- Run with dog to near end of jump but no further.

Dogs must clearly jump the full length of the long jump. Landing on the last board or cutting off the last board will mean that a second attempt is required. Knocking over the last board, e.g. with the dog's tail, will incur a penalty.

20

Explanatory Notes: The exercise commences with dog sitting at heel, but handler need not necessarily stand alongside dog.

22.2.4.4 Down Stay

Down 10 minutes, handler out of sight. As in Test B except for length of stay. Dog must remain in down position for the first 5 minutes to qualify. Dogs which remain down for at least the first 5 minutes and do not move more than one body length in any direction, but do not complete the full 10 minutes of the stay, will be awarded half points. In extreme weather conditions judge may reduce the time to be no less than 5 minutes but if time is reduced then dog must remain down the entire time.

10

22.2.4.5 Seek Back

90 metres in length for small dark object (not cloth), similar to a purse or wallet and no larger than 120mm long, 100mm high and 40mm wide. Handler to walk 20 metres before dropping article on steward's command, then 90 metres with left or right turn as directed. Seek backs must be laid so each dog is working into clean ground. Timing commences when handler sends dog. Dog must retrieve article and return to handler immediately.

Once dog has recovered article, handler may command dog to return to handler. Time limit 3 minutes.

30

22.2.4.6 Leash Track

30 minutes old. Length of tracks must be a minimum of 450 metres and a maximum of 600 metres. One starting stake shall be used. Track shall contain either three or four legs but track for each dog shall contain same number of legs, and may go through open grassed gateways or an open wire fence which is not an obstruction to the dog. Handlers will be notified prior to the running of the trial if tracks go through fences. If dog and handler stray approximately 30 metres from the leg they are working on the track, they shall be given a signal by whistle and allowed to recast. Dog to pick up or indicate tracklayer's article which is to be a cloth, no less than 150mm x 150mm, which blends well with the ground cover. Extra handler's commands permitted. Time limit 15 minutes.

Track 190

Recognition of article 10

200

Total UD 350

Explanatory Notes:- If possible leash track should be plotted on ground by trial manager and tracklayer previous to trial. When judging is in progress, tracklayer should be present at the side of judge to indicate exact line of track and position of article. Unless dog is in danger of fouling another track, or judge considers dog to have lost track beyond recovery, handler may recast dog at his discretion.

Judge should not indicate to handler where he should recast dog unless there are exceptional circumstances. The use of the whistle is to assist the dog and handler to regain the track, so it should be used in a way that could assist the handler to do so. Suggested penalty for the whistle to be 20 points which includes the deviation that incurred the whistle.

22.3 Working Dog Trial (WD)

22.3.1 Eligibility to Enter

Dogs must be qualified UD before entering WD.

22.3.2 Qualification Points

A minimum score of 50% in each exercise is compulsory except for Exercise 22.3.4.5 where 165 points out of 220 allocated for this exercise are required for qualification. For a WD degree 75% of the total points is required or 262.5, for a WDX degree, 90% of the total points is required or 315.

22.3.3 Commands

One command by voice or signal except where otherwise specified.

22.3.4 Exercises

Points

Explanatory Note: All exercises except 22.3.4.3 will be taken individually.

22.3.4.1 Control

Heel course including clear and long jump. Height of jumps as in UD clear and long jumps. Handler shall commence heel course with dog at heel at normal pace. Exercise commences with dog sitting at heel. At clear jump a simultaneous command and signal is permitted. After dog has jumped clear jump it will rejoin handler on other side of jump at heel position. Handler and dog will continue as directed until halt preceding long jump. Dog and handler will then proceed at fast pace and in handler's own time he may give a simultaneous command and signal for dog to jump long jump. Dog will rejoin handler at heel position on far side of long jump. Handler must not advance ahead of dog in long jump. Handler and dog continue at fast pace until ordered to halt. One handler's command (voice or signal) permitted after each jump. Practice of jumps permitted as in UD. The

points are divided into two sections each requiring a pass

| | | |
|------------|----|----|
| Heel Work | 25 | |
| Clear Jump | 20 | |
| Long Jump | 20 | 40 |

65

22.3.4.2 Send Away

Dog sent away as in UD and then stopped by handler, method of stopping at handler's discretion. On steward's command handler will then redirect dog either to the right or left (direction at discretion of judge) for a distance of at least 18 metres and drop dog when directed. Dog may be anywhere within marked area before redirection. The dog must not either come forward or go backward excessively. Handler then required to face dog and recall dog to front. Dog to sit and finish. Simultaneous command and signal permitted when sending, redirecting and recalling dog.

35

Explanatory Notes: -The exercise will commence with the dog sitting at heel.

It is recommended that if the send away has to be set up immediately prior to commencement of the exercise, the natural markers should be placed from the rear of the send away area with no walking permitted along the line between the markers at the 40 m distance point.

22.3.4.3 Down Stay

Down 10 minutes, handler out of sight. As in Test B except for length of stay. Dog must remain in down position for first 7 minutes 30 seconds of exercise to qualify. If dog moves during remainder of stay it must not move more than one body length in any direction. Dogs which remain in the down position for at least the first 7 minutes 30 seconds of the stay and do not move more than one body length but do not complete the full 10-minute stay will be awarded 50% of points. In extreme weather conditions judge may reduce time, but to no less than 5 minutes. If time is reduced to 5 minutes, then dog must remain down the entire time.

10

22.3.4.4 Controlled Search

Controlled search, time limit 5 minutes, of an area of fouled ground, to find and retrieve four articles, handled for at least 1 minute and placed, not pressed, into the ground by person other than handler. Area should be fresh for each dog and approximately 23 metres square. Articles should not exceed in size or be much smaller than a match box and must be unable to be seen readily by handler. Handler may stand anywhere outside marked area and may move position at his/her discretion provided he does not enter area. Five points awarded for each article found. Fresh articles for each dog. Extra handler's commands permitted.

20

Notes: Judge must supply or approve articles and be satisfied that the articles and nature of the ground make it possible for a good dog to find the articles within 5 minutes. Ground should be fouled by several people walking across it in various directions just prior to the search exercise commencing.

22.3.4.5 Leash Track

One and a half hours old. 800 m (minimum length). Track shall be laid over broken ground. Layout of tracks shall be similar (as far as possible) for each dog. One starting stake shall be used. Dog to pick up or indicate articles. Two articles dropped on track (second article at finish). One article required to qualify. Articles shall be of natural fibre and should be larger than search articles. If the dog goes over the point where the tracklayer says the article was and the dog does not indicate or pick up the article and the tracklayer cannot find the article, the dog must be credited with the article points as though it was found by the dog. Articles should be placed on a straight line, on a flat part of the track and not hidden or placed within 10 metres of an obstacle or corner. Time limit 20 minutes.

| | |
|------------------------------|-----|
| Track | 190 |
| Recognition of articles 15x2 | 30 |

220

Total WD 350

Explanatory Notes: -Track should include such things as fences, hedges, gullies, etc., any of which track may be laid across.

If possible, leash track should be plotted on ground by trial manager and tracklayer previous to trial. When judging is in progress, tracklayer should be present at the side of judge to indicate exact line of track and position of article. Unless dog is in danger of fouling another track, or judge considers dog to have lost track beyond recovery, handler may recast dog at their discretion.

22.4 Tracking Dog (TD)

22.4.1 Eligibility to Enter

Dogs must have qualified WD before entering TD.

22.4.2 Qualification Points

A minimum score of 50% in each exercise is compulsory except for exercise 22.4.4.3 where 180 points out of 250 allocated for this exercise are required for qualification. For a TD degree 75% of the total points is required or 375, for a TDX degree 90% of the total points is required or 450.

22.4.3 Commands

One command by voice or signal except where otherwise specified.

22.4.4 Exercises

22.4.4.1 Free track

Thirty minutes old, 450 metres (minimum length) Track shall contain no less than three legs with final leg turning towards baseline on which track commenced. Track should be a basic 'U' type in shape, have flowing turns as opposed to sharp corners and should follow the contour of the land as much as possible. Track laid over broken ground, where handler and judge should be able to see dog and must be able to see dog at place where article is laid. Two starting stakes shall be used, the first at the start of the track and the second no more than 27 metres from the first to indicate original direction. Handler may not go beyond second stake. Judging will commence once dog leaves second stake. Track layer's article shall be left at finish of track. Article size to be at least 100mm x 100mm or of similar size. Once dog has recovered article handler may command dog to return to handler. If dog overruns article, judge shall inform handler that exercise is finished. No finish. Time limit five minutes.

Track 90

Article 30

120

Explanatory Notes: If, in judge's opinion, dog has lost track or is in danger of fouling another track, judge may direct handler to recall dog.

22.4.4.2 Hard Surface Leash Track

Track, 15 minutes old, shall be an approximate distance of 500 m, and laid preferably on gravel or loose metal or similar material of a road. Should the use of tar seal surface be necessary the track start will be indicated by a chalk line, or similar, drawn on the road and the track time is to be 10 minutes with the track surface to be included on any schedule or, if not, trialists to be informed immediately entry is received. Track shall NOT be laid over vegetation. Track start shall be indicated by a scuffed line in the middle of the road and shall immediately proceed at right angles to the side of the road. Track should be laid between 300mm and 450mm from the edge of the road. Track will contain three legs, each leg of no less than 90 metres in length, which includes two crossings from one side of the road to the other at right angles. Crossover shall not be in any way marked or visible to handler or dog. Two articles placed on track, one approximately central on one of the first two legs, other at end of track. Articles not to be brightly coloured or obvious to dog or handler and should not be smaller than 30mm x 30mm. Dog to indicate or pick up articles. Time limit 15 minutes. Extra handler's commands permitted.

Track 110

Articles

(10 each) 20

130

70

22.4.4.3 Leash Track

As in WD leash track excepting as follows: Track to be three hours old with three articles, last article at finish.

| | | |
|-------------------------------|-----|---------------------|
| Track | 200 | |
| First 2 articles (15 each) | 30 | |
| Last article | 20 | 250 |
| | | Total TD 500 |

Explanatory Notes: If possible, leash track should be plotted on ground by trial manager and tracklayer previous to trial. When judging is in progress, tracklayer should be present at the side of judge to indicate exact line of track and position of article. Unless dog is in danger of fouling another track, or judge considers dog to have lost track beyond recovery, handler may recast dog at his discretion.

22.4.4.4 Further Explanatory Notes:

Allocation of Marks

It is recommended that, as this is the senior trial and is specifically designed to test dog and handler's ability to work as a team, the marking allocated to this trial be graded sufficiently severely as to make sure that team ability is without question.

22.5.4.5 Individual Exercises

All exercises will be taken individually.

22.5 Tracking Trials (TT)

22.5.1 Tracking Trials Level 1

22.5.1.1 Eligibility to Enter

Dogs under 12 months of age are not eligible to compete (by reason of physical immaturity).

22.5.1.2 Qualification Points

A minimum score of 160 points out of 200 allocated for the track plus 1 article are required for a Level 1B qualification and 185 points plus 1 article for a Level 1A qualification.

22.5.1.3 Commands

Any number of commands by voice or signal may be used.

22.5.1.4 Working Area

No dogs are allowed in any working areas apart from the dog allocated that specific track.

22.5.1.5 Leash Track Level 1:

Age of track: one hour. One starting stake shall be used. Length of track should be between 600-700 metres. Land should be flat to rolling and should include fences, gates, ditches or swamps. Dog to pick up or indicate articles. Two articles placed on track (first article approximately halfway and second article at finish). The surface area of an article must be no smaller than 100mm x 50mm. If the dog goes over the point where the tracklayer says the article was and the dog does not indicate or pick up the article and the tracklayer cannot find the article, the dog must be credited with the article points as though it was found by the dog. Articles should be placed on a straight line, on a flat part of the track and not hidden or placed within 10 metres of an obstacle or corner. Time limit 20 minutes.

Track 200, Articles 10 each.

Total Level One. **220**

Explanatory Notes: - Judge may in exceptional circumstances indicate to handler where the dog should be recast.

22.5.2 Tracking Trial Level 2

22.5.2.1 Eligibility to Enter

Dogs must have qualified at Level 1 before entering Level 2.

22.5.2.2 Qualification Points

A minimum score of 155 points out of 200 allocated for the track plus 1 article are required for a Level 2B qualification and 180 points plus 2 articles for a Level 2A qualification.

22.5.2.3 Working Area

Working Area as in Level 1

22.5.2.4 Leash Track Level 2

Blind start. The start and finish points of a 25-metre line (may be an invisible line across a corner or a length of fence) are to be indicated to the handler along which to cast their dog. A clean, sterile article of cloth (at least 300mm square supplied by the judge sealed in a plastic bag) is scented by the tracklayer inside his/her shirt whilst laying the track and re-sealed in the bag which is given for the competitor to open at the start and along the track to re-scent the dog. Length of track: 600 - 800 metres. Age of track: two hours. One cross track to be laid by another person other than the tracklayer – may be another competitor - 30 minutes after main track is laid. Cross track to be laid a minimum distance of 100 metres from start of track. Land: any type. Three articles: one at end of track and the others at approximately equal distances apart on track. Dog must pick up or indicate articles. Article size, placement and credit for articles not found to be as in Level 1. Should the dog and handler continue along a cross track for 50 metres, they will be deemed to have committed to the cross track and therefore fail the track.

Time limit 25 minutes.

Track 200 points, Recognition of articles 15 points each

Total points **245**

Explanatory Notes: - Track should traverse a minimum of three different surfaces e.g. grass, mud, gravel, concrete and should include obstacles that are not a danger to the team such as fences, hedges, gullies, etc., any of which the track may be laid across. Judge may in exceptional circumstances indicate to handler where the dog should be recast.

22.5.3 Tracking Trial Level 3

22.5.3.1 Eligibility to Enter

Dogs must have qualified at Level 2 before entering Level 3. Any dog who qualifies at Level 3 will no longer be eligible to enter Level 1 but may enter Level 2.

22.5.3.2 Qualification Points

A minimum score of 155 points out of 200 allocated for the track plus 1 article are required for a Level 3B qualification and 180 points plus 2 articles for a Level 3A qualification.

22.5.3.3 Working Area

As in Level 1.

22.5.3.4 Leash Track Level 3

As in Level 2 Leash Track excepting as follows. Age of track 3 hours. The track layer and a decoy person (may be another competitor) will commence walking the track side by side approximately one metre apart for a distance of 30 – 50 metres. The tracklayer will continue to lay the track while the decoy person will leave the working area by the shortest possible route without retracing their steps. Two cross tracks to be laid by one person other than tracklayer or decoy person (may be another competitor) 30 minutes after main track is laid. Cross tracks are to be laid a minimum distance of 100 metres from the start of track and approximately 100 metres apart. Angles of all cross tracks to the main track to be at least 45 degrees. Time limit 25 minutes. Should the dog and handler continue along a cross track for 50 metres, they will be deemed to have committed to the cross track and therefore fail the track

Track 200 points, Recognition of articles 15 points each

Total points **245**

Explanatory Notes: - As in Level 2.

Allocation of Marks

It is recommended that, as this is the senior trial and is specifically designed to test dog and handler's ability to work as a team, the marking allocated to this trial be graded sufficiently severely as to make sure that team ability is without question.

23. STEWARDS' COMMANDS IN WORKING TRIALS

23.1 UD Stewards' Commands

23.1.1 Commencement

All exercises except 22.2.4.2, 22.2.4.3.2 and 22.2.4.3.3 commence with the command "Are you ready".

23.1.2 Heel free

As in Test B Obedience.

23.1.3 Send away

Commands shall be: "in your own time send your dog", "Call your dog", "Finish".

23.1.4 Scale jump

Command shall be: "In your own time send your dog".

23.1.5 Retrieve over Clear Jump

Commands shall be: "Throw it", "Send your dog", "Take it", "Finish".

23.1.6 Long jump

Command as in Scale Jump.

23.1.7 Down 10 minutes

Commands shall be: "Last command", "Leave your dog", "Back to your dog".

23.1.8 Seek back

Commands will be: "Forward", "Drop it", "In your own time send your dog".

23.1.9 Finish

All exercises, except Exercises 22.2.4.5 and 22.2.4.6, finish with the command: "Exercise finished".

23.2 WD Stewards' Commands

23.2.1 Control, Heel Free and Down 10 minutes

As in UD except in the Heel Free as the dog approaches the long jump the command will be "Left / Right turn, line yourself up with the long jump and halt".

23.2.2 Send Away

As in UD. Command to redirect dog shall be: "Redirect your dog".

23.2.3 Finish

All exercises, except Exercises 22.3.4.4 and 22.3.4.5, finish with command: "Exercise finished".

I. RALLY-O

24. RALLY-O FIXTURES - GENERAL CONDITIONS

24.1 General Provisions

Where applicable, the provisions of section B6 (Dog Training Fixtures – general conditions), section B7 (Conduct of fixtures – general conditions) and section C8 (Judges) apply to Rally-O.

24.2 Rally-O Event Defined

"Rally-O Event" includes Championship Rally-O Events, Rally-O Ribbon Trial Events, Rally-O Interclub or Club Day

24.3 Responsibilities of the Dog Training Section

The Dog Training Committee of the New Zealand Kennel Club is responsible to the Executive Council of the New Zealand Kennel Club for Rally-O

24.4 New Zealand Kennel Club membership

Competitors: The competitor is the owner of the dog. The owner or handler of any dog participating in a Championship Rally-O Event is not required to be a member of the New Zealand Kennel Club, but must be a member of a New Zealand Kennel Club Registered Dog Training Society or New Zealand Kennel Club Affiliated or Associated Club.

24.4.1 Any competitor who wishes to have a Rally-O title entered as a suffix to their dog's name in any official NZKC publication and/or catalogue for any Championship Rally-O Event must be a member of the New Zealand Kennel Club and a member of an NZKC registered Dog Training society or NZKC affiliated or associated club.

24.4.2 Dogs: A dog exhibited at a Championship Rally-O Event need not be registered with the New Zealand Kennel Club. However, in order for any dog to have a Rally-O title entered as a suffix to its name it must be registered with the NZKC on either Part I or Part II of the NZKC register.

24.5 Rally-O Championship and Ribbon Trial Events

Rally-O Championship and Ribbon Trial Events are any occasions whenever at least one level of Rally-O class is conducted in accordance with these regulations. A Rally-O event has no more than one of each Rally-O class.

24.6 Deleted 2019

24.7 Dog Training Societies

24.7.1 Registered Dog Training Societies may conduct an unrestricted number of Championship Rally-O events, with prior approval of the Region Representative.

24.7.2 Approved Obedience Clubs and Organizations may, with the approval of the New Zealand Kennel Club and the Representative of the hosting Dog Training Region, hold one Rally-O Event per annum.

24.7.3 Registered Dog Training Societies, Clubs and Organizations may host one Rally-O Encore Class per event in conjunction with any official Dogs New Zealand Championship or Ribbon Trial Rally-O Event.

24.8 Rally-O Events Defined

24.8.1 Approved Rally-O Classes

Approved Rally-O classes are Novice A, Novice B, Advanced A, Advanced B, Excellent A, Excellent B and Encore.

24.8.2 All Championship Rally-O Events to be Scheduled

All Championship Rally-O Events must be scheduled and must include all approved Rally-O classes (with the possible exception of Encore).

24.9 Notice to Judge of Entries

Immediately upon close of entries for Championship Rally-O Events, the club secretary shall notify all judges of the number of dogs entered in each Rally-O class they are to judge.

24.10 Commentaries

No written or spoken commentary may be given by a judge of dogs at a Rally-O event during the course of that class

24.11 Special Classes

Special classes may be held at Rally-O Ribbon Trial Events in addition to the official classes laid down in these Regulations. Conditions governing any special class are to be decided by the Society conducting the tests and must be displayed for all competitors.

24.12 Prizes and Ribbons

With the exception of Rally-O Encore, Ribbons must be, and Prizes may be, awarded to the first three place getters in Rally-O Novice classes, and for first place in Rally-O Advanced and Rally-O Excellent classes

24.13 Running Order

All dogs should be judged individually in catalogue order to the extent practical, without holding up the judging. Judges are not required to wait for dogs.

24.14 Championship Rally-O Entries

Entries, along with any specified entry fees, may be accepted up to seven days prior to the date of any Championship Rally-O event. Thereafter, no entries shall be accepted.

24.15 Rally-O Ribbon Trial Entries

Entries for Rally-O Ribbon trial events may be taken, along with any specified fees, on the day of the Rally-O event.

24.16 Reports to Region

After any Championship Rally-O Event, the Dog Training Society organising the event will notify the hosting Region Representative or their appointed person, the numbers entered, venue held, judges appointed for the Championship Rally-O event, and complete results of all entrants.

24.17 Team

For the purpose of Rally-O events, the term "team" refers to an individual handler and dog combination.

25. APPROVED RALLY-O CLASSES

25.1 Rally-O Novice Courses

Rally-O Novice A and B courses must have between ten to fifteen stations (not including "Start" and "Finish") with a minimum of three and a maximum of five stationary exercises.

25.2 RALLY-O NOVICE A

Eligibility

25.2.1 For handlers who have not previously handled any dog that has earned an NZKC Obedience Title or an NZKC Companion Dog Trials Award or an NZKC Rally-O Novice Title.

25.2.2 For dogs that have not:

- achieved a CD Title; or
- won a first placing in any official NZKC Championship Obedience Novice Test or higher; or
- attained a Rally-O Novice (RN) Title; prior to midnight of the closing entry date

25.2.3 For dogs that are not entered in Rally-O Novice B in the same Rally-O event.

25.3 RALLY-O NOVICE B

Eligibility

25.3.1 For dogs that have not achieved an RA award

25.3.2 For dogs that are not entered in Rally-O Novice A in the same Rally-O event.

25.3.3 For dogs that have achieved no more than 30 Novice qualifying certificates after achieving their Novice title.

25.4 Extra Commands



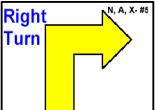
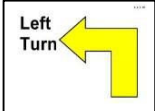

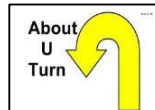


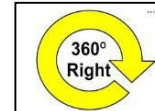
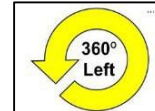
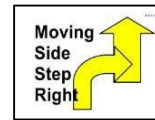


Handlers in Rally-O Novice will not be penalised for encouragement or extra commands.

25.5 Novice Exercises

25.5.1 Normal Pace. (sign #19)

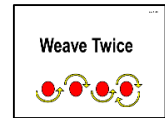
Dog and handler walking briskly and naturally.



| | | |
|-------------------------------------------------------|---------------------------------------------------------------------------------------------------------------------------------------------------------------------------------------------------------------------------------------------------------------------------------------------------------------------------------|---------------------------------------------------------------------------------------|
| 25.5.2 Slow Pace. (sign #17) | Handler walks at a pace noticeably slower than their normal pace. This must be followed immediately by a normal-pace station unless it is the last exercise. |  |
| 25.5.3 Fast Pace. (sign #18) | Handler moves at a pace noticeably faster than their normal pace. This must be followed immediately by a normal-pace station unless it is the last exercise. |  |
| 25.5.4 Right Turn. (sign #5) | Performed as a 90° turn to the right. |  |
| 25.5.5 Left Turn. (sign #6) | Performed as a 90° turn to the left. |  |
| 25.5.6 About Turn Right. (sign #7) | While heeling, the team makes a 180° turn to the handler's right. |  |
| 25.5.7 About "U" Turn. (sign #8) | While heeling, the team makes a 180° turn to the handler's left. |  |
| 25.5.8 270° Right Turn. (sign #9) | While heeling, the team makes a 270° turn to the handler's right performed as a tight circle, but not around the exercise sign. |  |
| 25.5.9 270° Left Turn. (sign #10) | While heeling, the team makes a 270° turn in a tight circle to the handler's left. Turns are performed as a tight circle, but not around the exercise sign. |  |
| 25.5.10 360° Right Turn. (sign #11) | While heeling, the team makes a 360° turn in a tight circle to the handler's right. Turns are performed as a tight circle, but not around the exercise sign. |  |
| 25.5.11 360° Left Turn. (sign #12) | With dog in heel position, the team makes a 360° turn in a tight circle to the handler's left, but not around the exercises sign. |  |
| 25.5.12 Moving Side Step Right. (sign #20) | While heeling, the handler takes one step diagonally to the right and continues moving forward along the newly established line. The dog maintains heel position. The exercise may be performed just past the exercise sign or in front of the sign. |  |
| 25.5.13 Spiral Right (Dog Outside). (sign #21) | This exercise requires three cones or posts placed in a straight line 2-3 metres apart. Spiral Right indicates the handler must turn to the right when moving around each cone or post, placing the dog on the outside of the turns. The exercise sign is placed near or on the first cone or post where the spiral is started. |  |
| 25.5.14 Spiral Left (Dog Inside). (sign #22) | This exercise requires three cones or posts placed in a straight line 2-3 meters apart. Spiral Left indicates the handler must turn to the left when moving around each cone or post, placing the dog on the inside of the turns. The exercise sign is placed near or on the first cone or post where the spiral is started |  |

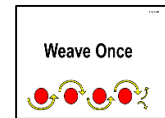
25.5.15 Weave Twice. (sign #23)

This exercise requires four obstacles (cones, posts or people) placed in a straight line 2-3 metres apart. The exercise sign is placed near or on the first obstacle where the exercise is started. Entry into the weaving pattern is with the first obstacle on the team's left side.




25.5.16 Weave Once. (sign #24)

This exercise requires four obstacles (cones, posts or people) placed in a straight line 2-3 metres apart. The exercise sign is placed near or on the first obstacle where the exercise is started. Entry into the weaving pattern is with the first obstacle on the team's left side. Note that in this exercise, the team does not weave back through the obstacles.



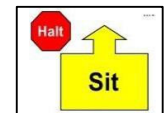
25.5.17 Left About Turn. (sign #29)

While moving with the dog in heel position, the handler makes an about turn to the left while at the same time the dog moves around the handler to the right, to the heel position. The dog does not sit before moving forward in heel position with the handler.



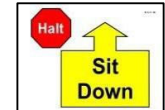
25.5.18 Halt - Sit. (st) (sign #3)

While heeling, the handler halts and the dog sits in the heel position. The team then moves toward the next exercise sign with the dog in heel position



25.5.19 Halt – Down Dog. (st) (sign #4)

While heeling, the handler halts and the dog comes to a sit in the heel position. The handler then commands the dog to down, followed by the command to heel forward from the down position.



25.5.20 Call Front – Finish Right – Forward. (st) (sign #13)

While heeling, the handler stops forward motion and calls the dog to the front present position. *In Novice Only*, the handler may take several steps backward as the dog turns and moves to sit in the front present position. The handler then commands the dog to change from the front present position to the handler's right, around behind the handler and into the heel position. The handler moves forward while the dog is moving to heel position. The dog does not sit before moving forward in heel position with the handler.



25.5.21 Call Front – Finish Left – Forward. (st) (sign #14)

While heeling, the handler stops forward motion and calls the dog to the front present position. *In Novice Only*, the handler may take several steps backward as the dog turns and moves to sit in the front present position. The handler then commands the dog to change from the front position to the handler's left and into the heel position. The handler moves forward while the dog is moving to heel position. The dog does not sit before moving forward in heel position with the handler.



25.5.22 Call Front – Finish Right - Halt. (st) (sign #15)

While heeling, the handler stops forward motion and calls the dog to the front present position. *In Novice only*, the handler may take several steps backward as the dog turns and moves to sit in the front present position. Dog must then return to heel position by moving around the right side of the handler. Dog must sit in heel position before moving forward with the handler.



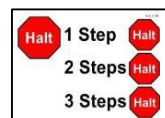
25.5.23 Call Front – Finish Left - Halt. (st) (sign #16)

While heeling, the handler stops forward motion and calls the dog to the front present position. *In Novice only*, the handler may take several steps backward as the dog turns and moves to sit in the front present position. Dog must then return to the heel position by moving to the handler's left. Dog must sit in heel position before moving forward in heel position with the handler.



25.5.24 Halt – 1.2.3. Steps Forward. (st) (sign #25)

The team halts with the dog sitting in the heel position. Handler then takes one step forward whilst the dog maintains the heel position, and halts. This is followed by two steps forward and halt, then three steps forward and halt, with the dog heeling each time the handler moves forward, and sitting each time the handler halts



25.5.25 Call Front – 1.2.3. Steps Backwards. (st) (sign #26)

While heeling, the handler stops forward motion and calls the dog to the front present position. *In Novice only*, the handler may take several steps backward as the dog turns and moves to sit in the front present position. With the dog in the front present position, the handler takes one step backward and halts. This is followed by the handler taking two steps backward and a halt, then three steps backward and a halt. Each time the dog moves with the handler to the front present position and sits as the handler halts. Handler then commands the dog to resume heel position as the team moves forward toward the next station.



25.5.26 Halt – Fast Forward From Sit. (st) (sign #28)

With the dog sitting in heel position, the handler commands the dog to heel and immediately moves forward at fast pace. This must be followed immediately by a normal-pace station, unless it is the last exercise.



25.5.27 Halt – Walk Around Dog. (st) (sign #30)

With the dog sitting in heel position, the handler commands the dog to stay, then proceeds to walk around the dog to the left, returning to heel position. The handler must pause in the heel position before moving forward to the next station.



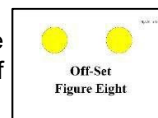
25.5.28 Halt – Down – Walk Around Dog. (st) (sign #31)

With the dog sitting in the heel position, the handler commands the dog to down and to stay. Handler then proceeds to walk around the dog to the left, returning to heel position. The handler must pause in the heel position before moving forward to the next station. The dog heels forward from the down position.



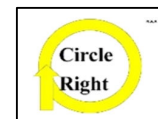
25.5.29 Offset Figure 8 – No Distractions. (sign #32)

Two cones/posts are set approximately three metres apart. The team enters the sequence with the cones/posts on either the left or right and completes a figure of eight around the cones. The points of entry and exit may be advised by the judge



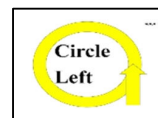
25.5.30 Circle Right. (sign #33)

Four markers are set out in an off-set square, a minimum of two meters apart. The team proceed in a right-hand circle around the outside of the markers, returning to the start point. The team must walk in a circle, not a square. The team may then continue in their original direction, or this station may be used as a change of direction.



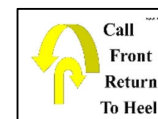
25.5.31 Circle Left (sign #34)

Four markers are set out in an off-set square, a minimum of two metres apart. The team proceed in a left-hand circle around the outside of the markers, returning to the start point. The team must walk in a circle, not a square. The team may then continue in their original direction, or this station may be used as a change of direction.



25.5.32 Call Front - Return to Heel. (st) (sign #35)

While heeling, the handler stops forward motion and calls the dog to the front present position (sitting straight in front of and facing the handler). In Novice only, the handler may take several steps backward as the dog turns and moves to sit in the front present position. The handler then walks around behind the dog, returns to the heel position and pauses. The dog must remain sitting while the handler walks around it. This is a 180° change of direction.



25.6 Rally-O Advanced Courses

Rally-O Advanced A and B courses must have between twelve to seventeen stations (not including “Start” and “Finish”) with a minimum of three and a maximum of seven stationary exercises. Courses shall also contain a minimum of three Advanced level stations, of which no more than two can be pole exercises. Courses shall contain either one jump or a pole exercise.

25.7 RALLY-O ADVANCED A

Eligibility

25.7.1 Dogs must be over the age of twelve months.

25.7.2 For dogs who have a Rally-O Novice Title, but not a Rally-O Advanced Title prior to midnight of the closing entry date.

25.7.3 For dogs that are not entered in Rally-O Advanced B in the same Rally-O event.

25.8 RALLY-O ADVANCED B

Eligibility

For dogs that have a Rally-O Novice Title and a Rally-O Advanced Title prior to midnight of the closing entry date.

25.9 Extra Commands

Handlers will not be penalised for encouragement or extra commands.

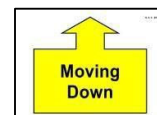
25.10 Rally-O Advanced Exercises

25.10.1 Rally-O Novice Exercises.

In addition to Rally-O Advanced exercises, all Rally-O Novice exercises are permitted to be used in Rally-O Advanced courses.

25.10.2 Moving Down (st) (sign #131)

While moving with the dog in the heel position, the handler commands the dog to drop to a down position, as the handler pauses next to the dog. Once the dog is completely in the down position, the handler moves forward, commanding the dog to heel from the down position.



25.10.3 Halt – About Turn Right – Forward. (st) (sign #132)

With the dog sitting in the heel position, the team turns 180° to the right and immediately moves forward.



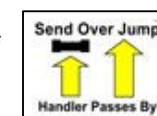
25.10.4 Halt – About “U” Turn – Forward. (st) (sign #133)

With the dog sitting in the heel position, the team turns 180° to the left and immediately moves forward.



25.10.5 Send Over Jump – Handler Passes By. (sign #134)

While moving forward with the dog in heel position, the handler directs the dog to take the jump as the handler continues forward. The handler must stay on the far side of the line indicated by the judge, which shall be one metre to the right of the jump. The handler may walk or run past the jump at whatever pace they consider necessary. When the dog has completed the jump, it is called into the heel position, and the team continues forward to the next exercise station.



25.10.6 Halt – Turn Right One Step – Call To Heel - Halt. (st) (sign #135)

With the dog sitting in the heel position, the handler commands the dog to wait or stay. The handler then turns to the right, takes one step in the new direction, and halts. The handler must not pivot to the right prior to taking the step. The dog is then called to sit at the heel position before moving forward to the next exercise station.



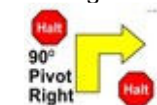
25.10.7 Halt – Stand – Walk Around Dog. (st) (sign #136)

With the dog sitting in the heel position, the handler commands the dog to stand and stay whilst the handler walks around the dog to the left, returning to the heel position. The handler must then pause in the heel position prior to moving towards the next exercise station. *In Advanced only*, the handler may touch their dog, move in front of the dog or pose the dog to achieve the stand position.



25.10.8 Halt – 90° Pivot Right – Halt. (st) (sign #137)

With the dog sitting in the heel position, the team pivots 90° to the right and halts. Once the dog has again assumed the sit heel position, the team moves forward.



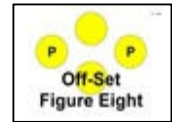
25.10.9 Halt – 90° Pivot Left – Halt. (st) (sign #138)

With the dog sitting in the heel position, the team pivots 90° to the left and halts. Once the dog has again assumed the sit heel position, the team moves forward.



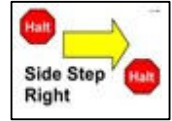
25.10.10 Offset Figure 8. (sign #139)

Team enters between a cone, post or person and a distraction in order to complete a figure eight around the cone, post or persons and distractions. The points of entry and exit must be advised by the judge.



25.10.11 Halt – Side Step Right – Halt. (st) (sign #140)

With the dog sitting in the heel position, the team together moves one step directly to the right and halts.



25.10.12 Halt – Call Dog Front – Finish Right. (st) (sign #141)

With the dog sitting in the heel position, the handler calls the dog to the front; dog sits in front of, facing the handler. On command the dog then moves from the front position around the right of the handler and sits in the heel position. Handler may not adjust their position to aid the dog during exercise.



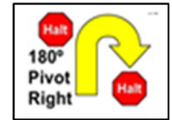
25.10.13 Halt – Call Dog Front – Finish Left. (st) (sign #142)

With the dog sitting in the heel position, the handler calls the dog to the front; dog sits in front of, facing the handler. On command, the dog then moves from the front position to the handlers left and sits in the heel position. Handler may not adjust their position to aid dog during the exercise.



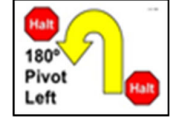
25.10.14 Halt – 180o Pivot Right – Halt. (st) (sign #143)

With the dog sitting in the heel position, the handler pivots 180° to the right. The dog moves with the handler and finishes in the sitting heel position.



25.10.15 Halt – 180° Pivot Left – Halt. (st) (sign #144)

With the dog sitting in the heel position, the handler pivots 180o to the left. The dog moves with the handler and finishes in the sitting heel position.



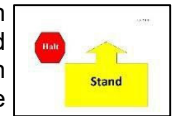
25.10.16 Halt – Down – Sit. (st) (sign #145)

With the dog sitting in the heel position, the handler commands the dog to down, then to sit.



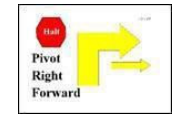
25.10.17 Halt – Stand (st) (sign #146)

While heeling, the handler halts and the dog sits in the heel position. The handler then commands the dog to stand, followed by the command to heel forward from the stand position. The dog must not move out of the stand until commanded to heel. In Advanced only, the handler may touch their dog, move in front of the dog or pose the dog to achieve the stand position. In Excellent only, once halted the handler may not move their feet until moving off to the next station.




25.10.18 Halt-Pivot Right – Forward (st) (sign #147)

With the dog sitting in the heel position, the team pivots together on the spot 90° to the right and, without hesitation, moves forward in the new direction.



25.10.19 Forward Around Pole (sign #148)

While heeling forward, handler sends dog around the pole. Dog goes forward around the pole and returns to heel. Handler must not stop or hesitate.–Handler must be at least 1 meter from pole at all times as indicated by markers placed by the judge.

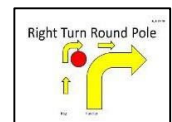


25.10.20 Right Turn Around Pole (sign #149)

Handler sends dog round pole while handler does a right turn. Dog is to go around the pole and return to the heel position.

Handler must not stop or hesitate.

Handler must stay on the far side of the line indicated by the judge, which shall be one metre to the right of the pole.

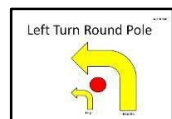


25.10.21 Left Turn Around Pole (sign #150)

Handler sends dog round pole while handler does a left turn. Dog is to go around the pole and return to the heel position.

Handler must not stop or hesitate.

Handler must stay on the far side of the line indicated by the judge, which shall be one metre to the right of the pole.

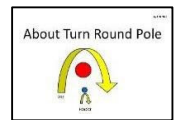


25.10.22 About Turn Around Pole (sign #151)

Handler sends dog round pole while handler does an about turn. Dog is to go around the pole and return to the heel position.

Handler may hesitate until the dog is going around the pole dog then returns to heel before the next sign.

Handler must stay on the far side of the line indicated by the judge, which shall be one metre from the near side of the pole.



25.10.23 Spin Left. (sign #152)

While heeling, the handler commands the dog to spin away from them to the left and return to heel position. The handler does not pause or hesitate.

A minimum two metres clear of equipment or ropes to the left of the dog is required for the sign.



25.10.24 Dog Right Circle. (sign #153)

While heeling, the handler pauses then sends the dog around to the right across the front of the handler.

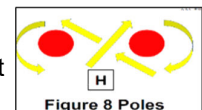
Once the dog has moved behind the handler, the handler resumes moving at normal pace, with dog in heel position. A short lag is acceptable.



25.10.25 Figure 8 Poles. (sign #154)

While heeling, the handler stops at the judge's mark at the centre of the poles and sends the dog around the back of the right pole and then around the back of the left pole. Dog then resumes heel position as the team heel forward between the poles to the next station.

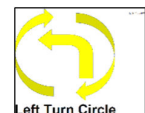
The poles will be at least 750mm high and will be spaced a minimum of two metres apart. The handler must stay in the centre of the poles and one metre out at a point marked by the judge. The handler may move their feet in this exercise but not in front of the judge's mark. The dog must not sit at any stage of the exercise.



25.10.26 Left Turn Circle. (sign #155)

Handler turns left as the dog moves in a circle to the right around the handler. The team then moves forward with dog in heel position. (Change of direction).

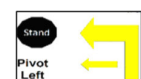
Handler must not pause or hesitate.



25.10.27 Stand Pivot Left. (st) (sign #156)

Handler will stop with the dog in the stand position. The team pivots to the left then heels forward (Change of direction).

Dog must not sit at any time. Dog must move with the handler at the pivot.



25.10.28 Stand Pivot Right. (st) (sign #157)

Handler will stop with the dog in the stand position. The team pivots to the right then heels forward (Change of direction).

Dog must not sit at any time. Dog must move with the handler at the pivot.



25.11 Rally-O Excellent Courses

25.11.1 General

Rally-O Excellent A and B courses must have between fifteen to twenty stations (not including "Start" and "Finish") with a minimum of three and a maximum of seven stationary exercises. Courses shall also contain a minimum of three Advanced level stations, of which no more than two can be "pole" exercises, a minimum of three Excellent level stations, plus either two jumps, or one jump and one "pole" exercise, or two pole exercises.

25.12 RALLY-O EXCELLENT A

Eligibility

25.12.1 Dogs must be over the age of twelve months.

25.12.2 For dogs who have a Rally-O Advanced Title, but not a Rally-O Excellent Title prior to midnight of the closing entry date.

25.12.3 For dogs that are not entered in Rally-O Excellent B in the same Rally-O event.

25.13 RALLY-O EXCELLENT B

Eligibility

For dogs that have a Rally-O Novice Title, a Rally-O Advanced Title, and a Rally-O Excellent Title prior to midnight of the closing entry date.

25.14 Extra Commands

Handlers in Rally-O Excellent or Encore may not pat their legs or clap their hands. Other forms of verbal encouragement and/or inaudible signals will not, however, be penalised.

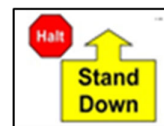
25.15 Rally-O Excellent Exercises

25.15.1 Rally-O Novice and Advanced Exercises.

In addition to Rally-O Excellent exercises, all Rally-O Novice and Advanced exercises are permitted to be used in Rally-O Excellent courses.

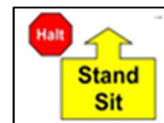
25.15.2 Halt – Stand – Down. (st) (sign #246)

With the dog sitting in the heel position, the handler will command the dog to stand and then command the dog to down. The handler then commands the dog to heel forward from the down position.



25.15.3 Halt – Stand – Sit. (st) (sign #247)

With the dog sitting in the heel position, the handler will command the dog to stand and then commands the dog to sit. The handler then commands the dog to heel forward from the sit position.



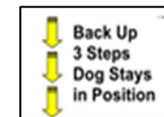
25.15.4 Moving Stand – Walk Around Dog. (st) (sign #248)

While heeling, and without hesitation, the handler commands the dog to stand whilst they walk around the dog to the left, returning to the heel position. Handler then pauses before proceeding forward, with dog at heel, to the next exercise station.



25.15.5 Back Up 3 Steps – Dog Stays In Position. (sign #249)

Whilst heeling, the handler reverses direction by walking backwards 3 steps without first halting. Dog must move backwards with the handler, maintaining its position. Team then continues to move forward to next exercise station.



25.15.7 Moving Down, Walk Around Dog (st) (sign #251)

While heeling, and without pausing or hesitating, the handler commands the dog to down and continues to walk around the dog to the left, returning to the heel position. The handler then pauses.



On proceeding forward, the handler commands the dog to heel from the down position.

25.15.8 Down While Heeling (st) (sign #252)

While heeling, without pause or hesitation, the handler commands the dog to down as the handler continues forward. At the Recall marker, the handler will turn and face the dog and then call the dog into the present position (sitting in front of and facing the handler). The handler will then command the dog to finish either to the left or right and sit in heel position. This is a 180° change of direction.



25.15.9 Stand While Heeling (st) (sign #253)

While moving forward, without pause or hesitation, the handler will command the dog to stand as the handler continues forward. At the Recall marker, the handler will turn and face the dog and then call the dog into the present position (sitting in front of and facing the handler). The handler will then command the dog to finish either to the left or right and sit in heel position. This is a 180° change of direction.



25.15.10 Stand, Leave Dog, Sit Dog, Call Front, Finish (st) (sign #254)

The handler will stop and command the dog to stand. The dog must stop and stand in heel position without sitting first. Leaving the dog in the stand, the handler walks forward to the Recall marker. The handler will turn and face the dog and then command the dog to sit. Once the dog is in the sit position, the handler will call the dog into the present position (sitting in front of and facing the handler). The handler will then command the dog to finish either to the left or right and sit in heel position. This is a 180° change of direction.



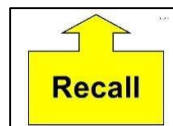
25.15.11 Stand, Leave Dog, Down Dog, Call Front, Finish (st) (sign #255)

The handler will stop and command the dog to stand. The dog must stop and stand in heel position without sitting first. Leaving the dog in the stand, the handler walks forward to the Recall marker. The handler will turn and face the dog and then command the dog to down. Once the dog is in the down position, the handler will call the dog into the present position (sitting in front of and facing the handler). The handler will then command the dog to finish either to the left or right and sit in heel position. This is a 180° change of direction.



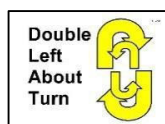
25.15.12 Recall (st)

The "Recall" sign is not numbered on the course and is to be Used in conjunction with exercises 25.15.8, 25.15.9, 25.15.10 And 25.15.11. It is placed on the course as a marker and designates the place at which the handler is to recall the dog. It must be placed no more than four metres away from its associated sign. It may be placed in any direction from its associated sign, either straight ahead, or to facilitate a change of direction.



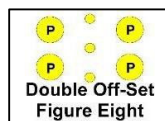
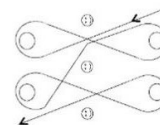
25.15.13 Double Left About Turn (sign #256)

While moving with the dog in heel position, the handler makes a 180° turn to the left. At the same time the dog continues on around the handler to the right and back into heel position. The team do not stop and the dog does not sit before moving forward in heel position with the handler. The handler must take one or two steps forward and then perform the exercise a second time. A slight lag on catching up and resuming heel position after each turn is permitted.



25.15.14 Double Off-Set Figure Eight (sign #257)

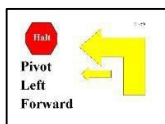
Four cones or posts are set in a square approximately three Metres apart. A distraction article is placed on either side of the square and one is placed in the centre of the square (three altogether). The team enters between a cone and a distraction and completes a figure of eight around the first two cones. They then



complete a figure of eight in the same direction around the second two cones. The points of entry and exit must be advised by the judge.

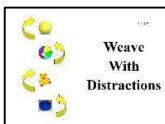
25.15.15 Halt - Pivot Left – Forward (st) (sign #258)

With the dog sitting in the heel position, the team pivots together on the spot 90° to the left and, without hesitation, moves forward in the new direction.



25.15.16 Weaving With Distractions. (sign #259)

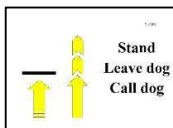
This exercise requires four "distractions" placed in a straight line 2-3 metres apart. The exercise sign is placed near or on the first obstacle where the exercise is started. Entry into the weaving pattern is with the first obstacle on the team's left side. Note that in this exercise, the team does not weave back through the obstacles.



Distractions must be no bigger than 30cm square and may include toys, balls or food in a sealed container.

25.15.17 Stand – Leave dog – call dog (st) (sign #260)

Handler halts with dog in stand. Handler takes two steps forward then pauses and calls the dog. Handler moves forward and dog returns to heel.

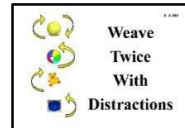


Handler must not wait for dog. Dog should be back at heel before the next station at least 6 meters away.

25.15.18 Weave Twice With Distractions (sign #261)

This exercise requires four “distractions” placed in a straight line 2- 3 metres apart. The exercise sign is placed near or on the first obstacle where the exercise is started. Entry into the weaving pattern is with the first obstacle on the team’s left side.

Distractions must be no bigger than 30cm square and may include toys, balls or food in a sealed container.



25.16 Rally-O Encore Courses

25.16.1 General

Rally-O Encore courses must have between fifteen to twenty stations, including the “Lead” and “Wait”, there is no “Start” and “Finish”. Courses may contain Novice stations, as well as a minimum of 2 and a maximum of four Advanced, and a minimum of 2 and a maximum of four Excellent stations. There are no jumps or stations requiring the dog to mandatorily sit or lie down.

25.16.2 General

The Lead receptacle is sign #1A. The team proceed around the course until they come to the final numbered sign which will be a Wait sign. This sign will have the team facing the Lead receptacle. The team must stop before the handler commands the dog to wait in the chosen position - sit, stand or down (handler’s choice). The distance from the final sign to the Lead receptacle will be a minimum of 5 metres and a maximum of 8 metres.

25.17 Rally-O Encore Class

Eligibility

25.17.1 Dogs must be over the age of twelve months.

25.17.2 For dogs who have a Rally-O Novice Title and a minimum of one Rally-O Advanced qualifying certificate, prior to midnight of the closing entry date.

25.18 Extra Commands

Handlers in Rally-O Encore may not pat their legs or clap their hands.

Other forms of verbal encouragement and/or inaudible signals will not be penalised.


25.19 Rally-O Encore Exercises

25.19.1 Rally-O Novice, Advanced and Excellent Exercises.

With the exception of jumps or any stations requiring the dog to sit or lie down, all Rally-O Novice, Advanced and Excellent exercises are permitted to be used in Rally-O Encore courses.

25.19.2 Lead. (st) (sign #301)

“Lead Station” 1A, is a Receptacle, table or chair where the handler is able to place their dog’s lead after having entered the ring. This is the first station of the course.



25.19.3 Wait. (st) (sign #302)

Handler must halt, then command the dog into the chosen position, which may be a sit, stand, or down. Handler then walks to collect the lead from the “Lead Station”

Upon returning to the heel position, one command is permissible while the lead is reattached to the dog’s collar. Handler then stands upright and waits for the Judge to say, after a five second period, “exercise finished”.



This will always be the last exercise of any Rally-O Encore course.

26. RALLY-O EQUIPMENT AND SIGNS

26.1 Jump Heights

Unless otherwise requested by a handler. Jump height shall remain at 200mm. or less in cases where a dog's physical disability or age is a factor.

If requested by a handler, jump height may be raised to 300mm for a dog whose height at withers is between 380mm and 460mm, or 400mm for a dog whose height at withers is greater than 460mm.

26.2 Handler's Responsibility

It is the handler's responsibility to determine the height at which their dog is eligible to jump.

26.3 Bar Jump

Bar jumps must be a minimum of 1.0 metre in width. Bar no less than 30 mm in diameter. Uprights to be a minimum of 900 mm high.

26.4 Approved Signs

Only approved Rally-O signs must be used for Championship Rally-O Events and Rally-O Ribbon Trials and Clubs must be able to supply them to Judges.

26.5 Size

Signs must be ISO A4 size (210 mm by 297 mm) and should be weatherproof.

26.6 Sign Colour

Colours used for signs are optional, but care should be taken to ensure adequate visibility for participants.

26.7 Sign Holders

A minimum of twenty-six sign holders must be supplied by the club for each Rally-O course.

26.8 Sign Numbering

All signs or sign holders, excluding start and finish signs, must be sequentially numbered with numbers of no less than 6.5cm in height, and clearly visible to Rally-O course participants.

26.9 Sign Placement

26.9.1 Signs are to be placed to the right of the participant's course pathway except where indicating a change of direction.

26.9.2 Where change of direction is indicated, the sign is to be placed directly in front of the participant's pathway, to assist in achieving the direction required.

26.9.3 Exercises requiring cones may require the sign to be placed directly in front of the first cone, or to the left of the participant's course pathway.

26.9.4 Exercise signs requiring a participant to make a sidestep to the right may be placed in the initial course pathway of the participant, requiring a passing of the sign on the left.

26.9.5 In Rally-O Encore there shall be no less than 3 metres between numbered stations.

26.10 Poles

Poles must be at least 750mm high and straight, not tapered.

27. JUDGING RALLY-O

27.1 Application

Unless otherwise stated, these instructions apply to all Rally-O Events.

27.2 Penalties

27.2.1 General

27.2.1.1 Minimum

There shall be no penalty of less than one point.

27.2.1.2 Maximum Score

Scoring for all levels is based on a maximum of 100 points.

27.2.1.3 Minimum Deduction

Maximum number of points that can be deducted for any station is 10 with the exception of a non-qualifying performance.

27.2.1.4 Food or Training aids

The judge will disqualify the dog from a Rally-O event if the handler uses or carries into the ring or working area food, manufactured whistle, clicker, squeaky toy or other related training aid other than those required to complete the test.

27.2.1.5 Harsh Handling

Harsh handling of a dog will result in the immediate disqualification of the dog and handler from participating any further at a Rally-O event on that day.

27.2.2 Deduction of All Points

Judges will deduct ALL POINTS allocated to the course and the team will be NQ (not qualified) as follows:

- leash jerk or rough handling
- minimum requirements not met
- dog unmanageable, or uncontrolled barking
- consistently tight lead
- a dog that eliminates while in the ring for judging
- station not attempted by handler
- dog going over the jump in the wrong direction.

27.2.3 Specific Penalty Deductions

27.2.3.1 1-Point Deductions

1-point will be deducted for each of the following:

- Tight leash
- Dog interfering with handler
- Poor sits
- Slow, delay, or resistance to respond
- Touching any equipment excepting items used as measurement markers or jump bars or tails touching equipment
- Out of position.
- Inconsistent pace.
- Handler movement of feet (unless permitted)

27.2.3.2 2-Point Deductions

2 Points will be deducted if the dog competing in Rally-O Encore moves from its position while lead is being attached or detached from the collar.

27.2.3.3 3-Point Deductions

3-points will be deducted for each of the following:

- Repeat of a station (only one (1) retry of each station will be allowed for all class levels)
- Knocking over any course equipment excepting items used as measurement markers or jump bars
- Lack of control
- Loud command or intimidating signal
- Excessive barking
- Handler passing closer than 1 metre markers parallel to the jump
- Handler passing closer than 1 metre markers to the pole
- Pole knocked over on any Pole stations

27.2.3.4 5-Point Deductions

Points will be deducted:

- if the dog competing in Rally-0 Encore takes multiple steps forward when left in a stand position at the "Lead" or "Wait" sign.
- If the dog is brought into the ring or leaves the ring without being on the lead being held by the handler.

27.2.3.5 10-Point Deductions

10-Point deduction will be awarded when a team attempts a station but fails to perform the principal parts of the station on the first attempt. The handler may choose to retry the station once, for a correct performance, accepting the mandatory 3-point deduction for the retry of the station. In an Encore course, if two separate retries are attempted, judging will cease immediately, as a qualification score becomes unachievable.

The station is considered incorrectly performed (IP) if the handler chooses not to retry or fails to perform the station correctly on the second attempt.

10 – Point deduction will be awarded if a dog during the Rally-O Encore “Wait” exercise makes a complete position change.

27.2.3.6 1 to 10-Point Deductions

Handler Error

A handler error can be assessed from 1 to 10-points up to non-qualifying at any station or during movement between stations on a course. Unless otherwise stated, once a handler has stopped on any halt exercise, the handler cannot move his feet to assist a dog without incurring a handler error.

Physical Positioning of Dog (unless permitted):

Physical positioning/touching the dog can be assessed from 1 to 10 points at any station or during movement between stations on a course. The handler should not physically position or restrain the dog throughout the course. Points will be deducted reflecting the effect on performance of the team; i.e. if the touching or positioning of the dog is deliberate or accidental but has a positive effect on the team’s performance, more points would be deducted than for the same action that had no effect on the performance.

28. GENERAL PROVISIONS FOR THE CONDUCT OF RALLY-O EVENTS

28.1 Commencement

28.1.1 Rally-O Novice, Advanced and Excellent

At the commencement of the Rally-O course, the handler starts with dog sitting at heel. Timing commences when the team walks past the “Start” sign, ~~following the judge saying~~ after the judge says “forward”.

28.1.2 Rally-O Encore

Rally-O Encore courses begin with the team walking into the ring at the judge’s signal. The team then proceed to the “Lead” station, deposit the lead and complete the remainder of the course in their own time.

Encore courses are not timed, but a consistent pace and position must be maintained throughout the course.

28.2 Definition of "Command"

Talking to dog by handler, snapping the fingers, slapping the side, stamping the feet, and whistling are regarded as commands.

28.3 Praise and Encouragement

Handlers are encouraged to give their dog verbal praise and encouragement throughout the entire course between stations.

28.4 Use of Name of Dog

Handler may use dog's name once with each command or signal.

28.5 Physical Positioning of Dog

Unless otherwise specified, forcibly and manually placing or controlling dog is subject to penalty deductions or disqualification.

28.6 Use of Lead and other equipment.

28.6.1 Rally-O Novice

Rally-O Novice courses are conducted on lead. Dogs must have on a basic non studded fabric or leather collar

28.6.2 Handling of Lead

The lead must be held but whether in the right or left hand is a matter of choice for the handler.

28.6.3 Rally-O Advanced, Excellent and Encore

Rally-O advanced, excellent and encore courses are conducted off lead.

When dogs are off lead, dogs must have on a basic non studded fabric or leather collar.

28.6.4 Placement of Leads

Where the lead is not required, it may be left with the steward, or placed completely in the handler's pocket until the course is finished, but never worn outside the handler's clothing. The dog must be brought into the ring and leave the ring on the lead.

28.6.5 Muzzles

28.6.5.1 A dog that has been classified as menacing or dangerous under the Dog Control Act (1996) may only compete in Rally-O Novice A or Rally-O Novice B if wearing a muzzle. Such a dog cannot compete in any Rally-O Advanced, Rally-O Excellent or Rally-O Encore class. The owner of the dog must advise the organising club at the time of entry that their dog will be wearing a muzzle for the competition.

28.6.5.2 A dog that has been classified as menacing or dangerous under the Dog Control Act (1996), and which has been granted an exemption under Clause 33E (5) of the Dog Control Act (1996) by the local territorial authority that has jurisdiction over the organising club, may compete with or without a muzzle in any Rally-O class for which they are eligible. The owner of such a dog must include a copy of the exemption document with their entry form and must present a copy of the exemption document to the event manager and judge if requested.

28.6.5.3 The owner of a dog that has not been classified as menacing or dangerous under the Dog Control Act (1996) but who wishes to compete with their dog wearing a muzzle may compete in any Rally-O class for which they are eligible. The owner must advise the organising club at the time of entry that their dog will be wearing a muzzle for the competition and also confirm that their dog is not classified as menacing or dangerous under the Dog Control Act (1996).

28.6.6 Other equipment

Head Collars are not permitted. Dog footwear will be permitted only after a veterinary requirement to do so is produced to the event manager. Dog coats shall be permitted at handler's discretion but must be worn when used throughout the entire course.

28.7 Run Offs

28.7.1 Requirements for Run Offs

Run-offs must be held if more than one dog obtains the same points and course timing on any placing for which prizes, trophies, awards or sashes are to be awarded.

28.7.2 Composition

Run-offs shall consist of the team repeating the Rally-O course, for which they will be scored and timed again. The original score will not, however, be changed, but a plus (+) will be added after the score of the dog winning the runoff.

28.8 Walking the Course

28.8.1 Walk through Groups

Handlers will walk the course in groups and be of ten minutes duration without dogs. Following the walkthrough, this group will then be judged. After the first group has been judged, the next group will walk the course and be judged, and so on until the class is finished.

28.8.2 Walk through Group Size

Groups should be no larger than twenty at a time, but the judge may allow up to no more than five extra competitors to walk the course if this reduces the number of walkthroughs required, and only if they believe that this will not cause overcrowding or disadvantages to competitors during the walkthrough. Extra competitors will be judged in the same group as they walked the course with, and if such a change is made, affected competitors must be advised as soon as possible.

28.8.3 Catalogue Order

Handlers will be grouped for walkthroughs and judging by catalogue number and these groups will be posted at the ring prior to the first walkthrough.

28.8.4 One Walk Through per Class

Each competitor may only take part in one walk through per class. Handlers with multiple dogs in class will take part in the walkthrough that pertains to the judging of their first dog.

Handlers may only change which walkthrough they take part in with the permission of the call steward, and only if this does not cause numbers in any one walkthrough to be exceeded. Handlers who do not walk the course with their assigned group because they have walked it earlier will still be judged in that group.

28.8.5 Judge Available

The judge must be available in the ring during the walk through to answer any questions the handlers might have. The judge may also choose to brief the handlers on the course during this period.

28.8.6 Walk through Time Published

Walkthrough times need only be published in the judging programme and catalogue for the first Rally-O class scheduled and shall show a time of ten minutes prior to the scheduled start time for the class.

28.9 Repetition of Stations

28.9.1 In Rally-O Novice, Advanced and Excellent with the exception of the following exercises: Normal Pace; Slow Pace; Fast Pace; Right Turn; Left Turn; About Turn Right; About "U" Turn; 270° Right Turn; 270° Left Turn; and Send Over Jump Handler Passes By (in Rally-O Excellent only), all other exercises may only be used once.

28.9.2 In Rally-O Encore, except for spirals, jumps and pole stations, all stations not requiring the dog to sit or lie down may be used up to four times each.

Any spiral exercise may be used only once in any Rally-O Encore course. Jumps are not permitted. Pole exercises may be used but only one of each variation in any Encore Course.

28.9.3 Excluding Encore, exercises which may be repeated may only be repeated once in any single course.

29. INSTRUCTIONS TO CLUBS

29.1 Judging Ring

The judging ring for Rally-O Events should be at least 18m x 18m. If practicable, should be separate from any other obedience or breed judging ring. If outdoors, grass should be mown and loose clippings removed.

29.2 Stewards

29.2.1 Time Steward/Timekeepers

With the exception of Rally-O Encore, all Rally-O Classes must have an assigned Time Steward/Timekeeper to record each participant's course timings, including when electronic timing is used.

29.2.2 Call Stewards

Call Stewards may be used to assist in ensuring continuity of participant flow and pre walk through group assemblies.

29.2.3 Time Stewards/Timekeepers to Officiate for All Entries

Unless there are exceptional circumstances Time Stewards/Timekeepers should officiate for all entries in any Rally-O events for which they have been appointed. When electronic timers are used, different Time Stewards/Timekeepers may officiate for any Rally-O class they are not competing in.

29.2.4 Stewards to Be Competent

Where stewards are supplied by clubs, the Event Manager must ensure that stewards appointed to assist the judge understand the Regulations concerning events for which they have been appointed and are fully conversant with orders etc. to be given to handlers.

29.3 Entry Numbers Exceeded

Entries may not be refused based on excessive number of entries for a particular event. In the event that entries exceed maximum numbers as provided for in 8.2.3, clubs must split the test by equal balloting and use the scheduled reserve judge. Handlers are not eligible for a refund if the test is split, unless a non-scheduled judge is used.

30. ORDERS FOR RALLY-O EVENTS

30.1 Clarity

All orders or signals given to handlers shall be sufficiently clear and distinguishable for handlers to follow.

30.2 Commencement and Finish

Rally-O judge commences each course with "Are you ready?" followed by "Forward". No other orders are necessary.

The exception is in Rally-O Encore where the only command given is "Exercise Finished"

General Index

| | |
|------------------------------------------------------|---------------|
| All Breeds Championship Shows | 2.2.1 |
| Alteration to judging sheet | 8.2.4 |
| Announcement of Prize winners | 7.12 |
| Annual General Meetings - Region..... | 4.9 |
| Annual Returns- Region | 4.12 |
| Applications - judge, new..... | 8.6.4 |
| Applications - judge, promotion | 8.6.4 |
| Appointment to panels - Minimum criteria..... | 8.6.1.2 |
| Appointment to Panels - term of | 8.6.2 |
| Appointment to Panels | 8.6 |
| Approval of Fixtures - New Zealand Kennel Club | 7.2.2 |
| Approval of Fixtures..... | 7.2.1 |
| Approval of Format of Show | 7.3 |
| Approval of Schedules..... | 7.3 |
| Areas..... | 4.13 |
| Bitches in Season..... | 6.4.2 |
| Catalogue - marked | 7.11 |
| Catalogues - provision of..... | 7.4 |
| CD Judges Panel..... | 8.12 |
| Champion Obedience | 9.1 |
| Champion Working Trials | 9.3 |
| Championship Obedience Tests - judges | 8.5.1 |
| Club & Interclub Day Judges | 8.1.4 |
| Code of Ethics - Judges | 8.3 |
| Criteria, Minimum for appointment to panels | 8.6.1.2 |
| Deduction for harsh handling..... | 8.2.5 |
| Delegates - Region..... | 4.7 |
| Disciplinary Action - Judge..... | 8.6.3.2 |
| Dismissal from Competition | 7.8 |
| Dog Training Committee - Procedure | 3.5 |
| Dog Training Committee - Responsibilities | 3.4 |
| Dog Training Committee..... | 3.1 |
| Dog Training Committee Chairperson- election | 3.2 |
| Dog Training Fixtures Defined | 6.1 |
| Dress of exhibitors..... | 6.2.4 |
| Endorsed Dogs..... | 6.2.7 |
| Entry - General Conditions | 6.2 |
| Entry Forms | 6.2.8 |
| Ethics code of - Judges | 8.3 |
| Examinations – Judges Working Trials..... | 8.7 |
| Examinations – Judges Obedience..... | 8.8 |
| Examinations – Judges Rally-O | 8.9 |
| Exceptions to running order | 7.7 |
| Fee - judges licence | 8.6.3.1 |
| Finances - Region | 4.11 |
| First Prize Wins..... | 6.5.1.1 |
| Fixture Approvals..... | 7.2 |
| Format of Show - Approval | 7.3 |
| Handlers | 6.2.3 |
| Harsh handling - deduction..... | 8.2.5 |
| Harsh Handling | 6.4.1 & 7.8.5 |
| Honorary Obedience Judges Roll | 8.11 |
| Inter-Region Obedience Competition (NDTA)..... | 10.2 |
| Judge - Disciplinary action..... | 8.6.3.2 |
| Judge - maximum numbers | 8.2.8 |
| Judge - Obedience - Criteria & Procedure..... | 8.8 |
| Judge - Promotions | 8.6.4 |
| Judge - Reserve | 6.3.8 |
| Judge - Working Trial..... | 8.7 |
| Judge Applications, new | 8.6.4 |
| Judge of Dog Training Fixtures..... | 8.5 |
| Judges - Club & Interclub Days | 8.1.5 |

| | |
|------------------------------------------------------|----------------|
| Judges - Special classes | 8.1.4 |
| Judges at Dog Training Fixtures | 6.3 |
| Judges Integrity | 8.3 |
| Judges Examinations | 8.7 & 8. & 8.9 |
| Judges Requirements | 8.1 |
| Judges | 8 |
| Judging licence fee | 8.6.3.1 |
| Judging Overseas | 8.4 |
| Judging Sheet - alteration to | 8.2.4 |
| Judging Sheets | 7.6 |
| Judging Standards | 8.2 |
| Levies - Region | 7.5.5 |
| Levies - Show | 7.5 |
| Marked Catalogue | 7.11 |
| Maximum Numbers -judge | 7.2.3 |
| National Dog Training Assembly General | 10.1 |
| National Dog Training Assembly | 10 |
| NDTA Interclub Team Competition | 10.5 |
| New applications - judge | 8.6.4 |
| New Zealand Kennel Club Approval - Fixtures | 7.2.2 |
| Numbers - Exhibitors | 6.2.5 |
| Numbers, maximum - judge | 8.2.3 |
| Obedience Champion | 9.1.2 |
| Obedience Grand Champion | 9.1.3 |
| Obedience Judge - Criteria & Procedure | 8.10 |
| Obedience Ribbon Trial 90% required to qualify | 6.5.1.3 |
| Obedience Ribbon Trial/Open Show Judges Panel | 8.10 |
| Objection to a dog | 7.9 |
| Obligation to Conduct Fixtures | 2.4 |
| Open Obedience Trial - judge | 8.5.2 |
| Ordinary Meetings - Region | 4.5 |
| Overseas Judging | 8.4 |
| Panels - Appointment to | 8.6 |
| Prize winners - announcement | 7.12 |
| Probationary WT & TT Judges Appointments | 8.13.6 |
| Procedures - Region Meetings | 4.6 |
| Promotion applications - judge | 8.6.4 |
| Qualification - Calculation of | 6.5 |
| Qualified Dogs Deemed Awarded Title | 6.2.9 |
| Rally-O Awards | 9.4 |
| Rally-O subcommittee | 3.7 |
| Reappointment to panels | 8.6.3 |
| Records - retention | 7.17 |
| Region Annual General Meetings | 4.9 |
| Region Annual Returns | 4.12 |
| Region Boundaries | 4.3 |
| Region Delegates | 4.7 |
| Region Finances | 4.11 |
| Region Levies | 4.11.1 |
| Region Meetings - Procedures | 4.6 |
| Region Meetings | 4.5 |
| Region Ordinary Meetings | 4.5 |
| Region Representatives | 4.4 |
| Region Special General Meeting | 4.10 |
| Region Votes Tally | 5.3.1 |
| Regions | 4 |
| Registered Societies | 2.1.1 |
| Registration of Dogs | 6.2.6 |
| Registration of Societies - Procedure | 2.5 |
| Reserve Judge | 6.3.8 |
| Responsibilities of the Dog Training Section | 1.2 |
| Results Obedience | 7.11 |
| Results Rally-O | 7.15 |
| Results Working Trial | 7.14 |
| Retention of records | 7.17 |

| | |
|----------------------------------------------|----------|
| Running order | 7.7 |
| Savage Disposition..... | 7.8.2 |
| Schedules..... | 7.3 |
| Season - Bitches | 6.4.2 |
| Show Levies | 7.5 |
| Show Regulations Apply..... | 7.1 |
| Special Classes - judge | 8.1.4 |
| Special General Meeting - Region..... | 4.10 |
| TD Judges Panel..... | 8.13.3 |
| Term of Appointment to panels..... | 8.6.2 |
| Test A Judges Panel - Promotion to | 8.10.2.3 |
| Test B Judges Panel - Promotion to | 8.10.2.4 |
| Test C Judges Panel - Promotion to | 8.10.2.5 |
| Test C Qualified Award..... | 9.1.1 |
| Title Deemed awarded..... | 6.2.9 |
| Tracking Trial Awards..... | 9.3.4 |
| UD Judges Panel..... | 8.13.1 |
| Unrecognised Shows..... | 2.5.5 |
| Veterinary Surgeon..... | 7.10 |
| Video Recording | 6.2.12 |
| Voting Register..... | 5.3.3 |
| WD Judges Panel..... | 8.13.2 |
| Wins - First Prize | 6.5.1.1 |
| Withdrawal & dismissal from Competition..... | 7.8 |
| Working Trial - Judge..... | 8.5.4 |
| Working Trial Result Sheet..... | 7.14 |
| Working Trial Titles and Awards | 9.3 |

Obedience Index - See also General Index

| | |
|------------------------------------------------------------|----------|
| Assembly Rings..... | 15.3 |
| Certificate of Merit..... | 9.1.4 |
| Championship Obedience Tests | 11.4.1 |
| Combination Turns | 13.5.1.3 |
| Command - Definition of..... | 14.2 |
| Commands | 14.3 |
| Deduction of All Points | 13.2.2 |
| Definition of Finish | 14.9 |
| Definition of Command | 14.2 |
| Discretionary Penalties | 13.3 |
| Disobedience..... | 13.4 |
| Dog Coats – use of..... | 14.7.3 |
| Faults..... | 13.4 |
| Finish - Definition of..... | 14.10 |
| Footwear - Use of..... | 14.7.3 |
| General Provisions for Conduct of Tests | 14 |
| Halties - Use of..... | 14.7.3 |
| Handling of Lead..... | 14.7 |
| Instructions to Clubs | 15 |
| Interclub & Club Days - Obedience | 11.4.4 |
| Judges at Obedience Ribbon Trials, Beginners & Novice..... | 8.1.3 |
| Judging Specific Exercises | 13.5 |
| Judging Ring..... | 15.1 |
| Lead - Handling of | 14.8 |
| Leads - Use of..... | 14.7 |
| Man-handling Dog | 14.5 |
| Mandatory Penalties | 13.2 |
| Muzzles - Use of..... | 14.7.3 |
| Name of Dog - Use of..... | 14.4 |
| Novice Obedience | 12.2 |
| Obedience Ribbon Trial | 11.4.3 |
| Obedience Shows Defined | 11.4 |
| Obedience Shows..... | 11.1 |
| Obedience Interclub & Club Days..... | 11.4.4 |
| Obedience Societies..... | 11 |
| Obedience Open Trials..... | 11.4.2 |
| Obedience Training Classes..... | 11.5 |

| | |
|--------------------------------------|----------|
| Obedience - General Provisions | 11.3 |
| Open Trials – Obedience..... | 11.4.2 |
| Orders by stewards..... | 16 |
| Penalties - Discretionary..... | 13.3 |
| Penalties - Mandatory..... | 13.2 |
| Qualification - Calculation | 6.5.1 |
| Recall | 13.5.2 |
| Retrieve | 13.5.3 |
| Ribbon Trial - Obedience..... | 11.4.3 |
| Ring - Judging | 15.1 |
| Scent Discrimination | 13.5.5 |
| Send Away | 13.5.4 |
| Shade | 15.4 |
| Signals..... | 14.3 |
| Beginners | 12.1 |
| Specific Exercises - Judging..... | 13.5 |
| Stay Exercises | 13.5.6 |
| Stewards | 15.2 |
| Stewards Orders..... | 16 |
| Talking to Dog..... | 14.9 |
| TCQ Award..... | 9.1.1 |
| Test C Heelwork..... | 13.5.1.2 |
| Test A | 12.3 |
| Test B | 12.4 |
| Test C..... | 12.5 |

Companion Dog Trials- See also General Index

| | |
|--------------------------------------|--------|
| CD – Exercises..... | 18.2 |
| CD Gold – Exercises | 18.4 |
| CD Silver – Exercises | 18.3 |
| Conduct of Companion Dog Trials..... | 17.2 |
| Eligibility for Entry | 17.6 |
| Entry Fees | 17.4 |
| Fouling..... | 18.1.1 |
| General Information | 18.1 |
| General Provisions | 17 |
| Heel Patterns; Scent Patterns | 18.1.4 |
| Qualifications | 17.1 |
| Qualification Points | 18.1.3 |
| Stewards Commands | 19 |
| Trial Cards..... | 17.5 |
| Withdrawal From Trial..... | 18.1.2 |

Working Trials - See also General Index

| | |
|--------------------------------------------------|---------|
| Areas Out of Bounds | 22.1.5 |
| Competitors not to view laying of tracks | 22.1.4 |
| Conduct of Working Trials | 21.2 |
| Down Stay | 22.1.7 |
| Eligibility for entry | 21.8 |
| Entries | 21.4 |
| Entry Fee | 21.5 |
| Food or Training Aids | 22.1.6 |
| Fouling..... | 22.1.2 |
| General Information | 22.1 |
| General Provisions | 21.3 |
| General Conditions for WD, TD and TT..... | 22.1.10 |
| Height of Dog..... | 22.1.8 |
| Jump Specifications..... | 22.1.1 |
| Laying of tracks - Competitors not to view | 22.1.4 |
| Notification of Venue..... | 21.6 |

| | |
|--------------------------------------------|---------|
| Order of tracks..... | 22.1.3 |
| Out of Bounds - Areas | 22.1.5 |
| Qualifications | 21.1 |
| Specifications - Jumps..... | 22.1.1 |
| Stewards Commands | 23 |
| TD Trial..... | 22.4 |
| Tracking Trial(TT) | 22.5 |
| Tracks - Order of | 22.1.3 |
| Training Aids..... | 22.1.6 |
| Trials Cards | 21.7 |
| UD Trial | 22.2 |
| Venue - Notification of | 21.6 |
| WD, TD & TT - General Conditions for | 22.1.10 |
| WD Trial | 22.3 |
| Withdrawal from Trial..... | 22.1.9 |

Rally-O - See also General Index

| | |
|------------------------------------------------------------|---------------------------------------------------|
| 1 - 10 – Point Deductions | 27.2.3.6 |
| 1 – Point Deductions | 27.2.3.1 |
| 2 – Point Deductions | 27.2.3.2 |
| 10 – Point Deduction | 27.2.3.5 |
| 3 – Point Deductions | 27.2.3.3 |
| 270° Left Turn | 25.5.9 |
| 270° Right Turn..... | 25.5.8 |
| 360° Left Turn | 25.5.11 |
| 360° Right Turn..... | 25.5.10 |
| About “U” Turn | 25.5.7 |
| About Turn Right | 25.5.6 |
| All Championship Rally-O Events To Be Scheduled..... | 24.8.2 |
| Application..... | 27.1 |
| Approved Rally-O Classes | 24 8.1 & 25 |
| Back Up 3 Steps – Dog Stays In Position..... | 25.15.5 |
| Bar Jump | 26.3 |
| Call Front – 1.2.3. Steps Backwards | 25.5.25 |
| Call Front – Finish Left - Forward | 25.5.21 |
| Call Front – Finish Right – Forward | 25.5.20 |
| Call Front – Finish Left - Halt..... | 25.5.23 |
| Call Front – Finish Right - Halt..... | 25.5.22 |
| Catalogue Order | 28.8.3 |
| Championship and Ribbon Rally-O Events..... | 24.5 |
| Championship Rally-O Entries..... | 24.14 |
| Clarity of Orders or signals | 30.1 |
| Commencement | 28.1 |
| Commencement and Finish..... | 30.2 |
| Commentaries | 24.10 |
| Competitors | 24.4 |
| Composition of run offs | 28.7.2 |
| Deduction of All Points | 27.2.2 |
| Definition of "Command"..... | 28.2 |
| Dog Training Societies..... | 24.7 |
| Dogs Registration with NZKC | 24.4.2 |
| Eligibility | 25.2 & 25.3 & 25.7 & 25.8 & 25.12 & 25.13 & 25.17 |
| Entry Numbers Exceeded..... | 29.3 |
| Extra Commands | 25.4 & 25.9 & 25.14 |
| Fast Pace | 25.5.3 |
| Food or Training aids..... | 27.2.1.4 |
| Footwear - Use of..... | 28.6.6 |
| General Provisions | 24.1 |
| General Provisions For The Conduct Of Rally-O Events | 28 |
| Halt – 1.2.3. Steps Forward..... | 25.5.24 |

| | |
|-------------------------------------------------------|--------------------|
| Halt – 180° Pivot Left – Halt..... | 25.10.13 |
| Halt – 180° Pivot Right – Halt | 25.10.14 |
| Halt – 90° Pivot Left – Halt..... | 25.10.8 |
| Halt – 90° Pivot Right – Halt | 25.10.7 |
| Halt – About “U” Turn – Forward..... | 25.10.4 |
| Halt – About Turn Right – Forward | 25.10.3 |
| Halt – Call Dog Front – Finish Left..... | 25.10.13 |
| Halt – Call Dog Front – Finish Right | 25.10.12 |
| Halt – Down Dog..... | 25.5.19 |
| Halt – Down – Sit..... | 25.10.16 |
| Halt – Fast Forward From Sit..... | 25.5.26 |
| Halt – Down – Walk Around Dog | 25.5.28 |
| Halt – Side Step Right – Halt | 25.10.11 |
| Halt - Sit..... | 25.5.18 |
| Halt – Stand – Down..... | 25.15.2 |
| Halt – Stand – Sit..... | 25.15.3 |
| Halt – Stand – Walk Around Dog..... | 25.10.7 |
| Halt – Turn Right One Step – Call To Heel - Halt..... | 25.10.6 |
| Halt – Walk Around Dog | 25.5.27 |
| Handling of Lead..... | 28.6.2 |
| Handler’s Responsibility for jump height | 26.2 |
| Harsh Handling..... | 27.2.1.5 |
| Head collars - Use of..... | 28.6.6 |
| Instructions To Clubs | 29 |
| Judge Available during walk through | 28.8.5 |
| Judging Rally-O | 27 |
| Judging Ring Size | 29.1 |
| Jump Heights | 26.1 |
| Left About Turn..... | 25.5.17 |
| Left Turn | 25.5.5 |
| Maximum Score | 27.2.1.2 |
| Minimum Score..... | 27.2.1.1 |
| Minimum Deduction..... | 27.2.1.3 |
| Moving Down..... | 25.10.2 |
| Moving Side Step Right | 25.5.12 |
| Moving Stand – Walk Around Dog..... | 25.15.4 |
| Muzzles - Use of..... | 28.6.6 |
| New Zealand Kennel Club membership | 24.4 |
| Normal Pace..... | 25.5.1 |
| Notice to Judge of Entries..... | 24.9 |
| Novice Exercises | 25.5 |
| Offset Figure 8..... | 25.10.10 |
| One Walk Through per Class..... | 28.8.4 |
| Orders For Rally-O Events | 30 |
| Other equipment..... | 28.6.6 |
| Penalties..... | 27.2 |
| Physical Positioning of Dog | 28.5 |
| Placement of Leads | 28.6.4 |
| Praise and Encouragement | 28.3 |
| Prizes and Ribbons | 24.12 |
| RALLY-O ADVANCED A..... | 25.7 |
| Rally-O Advanced, Excellent and Encore off lead..... | 28.6.3 |
| RALLY-O ADVANCED B..... | 25.8 |
| Rally-O Advanced Courses | 25.6 |
| Rally-O Advanced Exercises | 25.10 |
| Rally-O Event Defined | 24.2 & 24.8 |
| RALLY-O EXCELLENT A | 25.12 |
| RALLY-O EXCELLENT B..... | 25.13 |
| Rally-O Excellent Courses..... | 25.11 |
| Rally-O Excellent Exercises..... | 25.15 |
| Rally-O Fixtures - General Conditions | 24 |
| Rally-O Jump..... | 26.1 & 26.2 & 26.3 |
| Rally-O Novice collars & leads..... | 28.6.1 |
| RALLY-O NOVICE A..... | 25.2 |

| | |
|----------------------------------------------------|---------|
| RALLY-O NOVICE B | 25.3 |
| Rally-O Novice Courses | 25.1 |
| Reports to Region..... | 24.16 |
| Requirements for Run Offs | 28.7.1 |
| Responsibilities of the Dog Training Section | 24.3 |
| Restricted Rally-O Individual defined | 5.2.7 |
| Restricted Rally-O Individual voting | 5.2.8 |
| Ribbon Trial Rally-O Entries | 24.15 |
| Right Turn..... | 25.5.4 |
| Running Order | 24.13 |
| Run Offs | 28.7 |
| Send Over Jump – Handler Passes By | 25.10.5 |
| Slow Pace..... | 25.5.2 |
| Special Classes | 24.11 |
| Specific Penalty Deductions | 27.2.3 |
| Spiral Left (Dog Inside) | 25.5.14 |
| Spiral Right (Dog Outside) | 25.5.13 |
| Stewards | 29.2 |
| Stewards to Be Competent..... | 29.2.3 |
| Straight Figure 8 – Weave Twice..... | 25.5.15 |
| Time Keeper | 29.2.1 |
| Time Steward to Officiate for all Entries | 29.2.2 |
| Use of Lead and other equipment | 28.6 |
| Use of Name of Dog | 28.4 |
| Walking the Course | 28.8 |
| Walk Through Groups..... | 28.8.1 |
| Walk Through Group Size..... | 28.8.2 |
| Walk Through Time Published..... | 28.8.6 |
| Weave Once..... | 25.5.16 |